



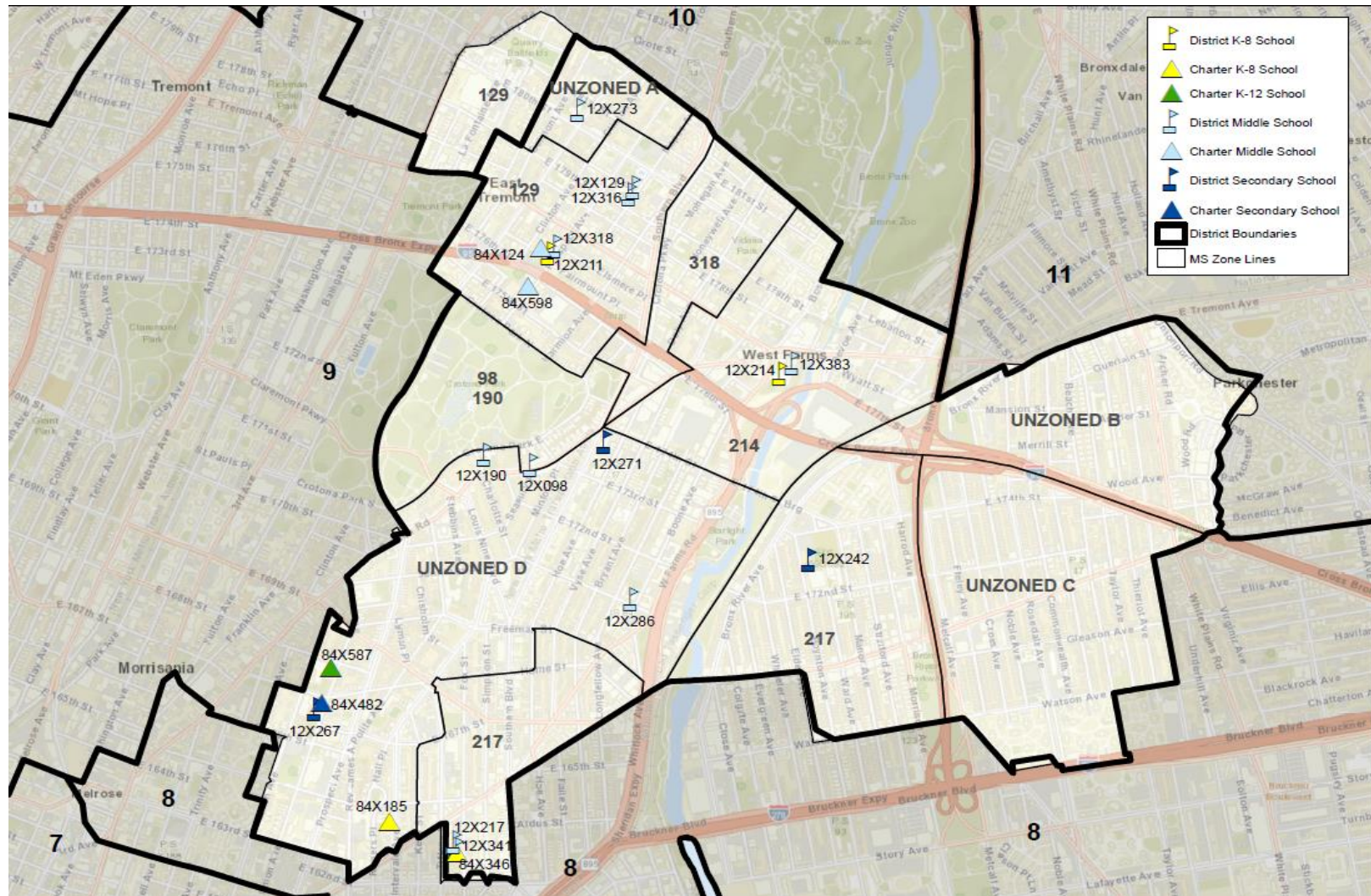
# Presentation to CEC 12 for the Unzoning of District 12 Middle Schools

Office of District Planning  
April 10, 2019

# Agenda

- Current District 12 Middle School Zones and Admissions
- Rationale for Unzoning
- Effects of Middle School Unzoning
- Unzoning Policies and Timeline
- Questions and Discussion
- For More Information
- Appendix

# District 12 Current Middle School Zones





# Current Middle School Zoning and Admissions

- Middle schools in District 12 are geographically concentrated in the western portion of the district.
- District 12 has 15 schools that serve middle school grades, of which six offer a zoned priority for admissions.
- District 12 is currently split between zoned and non-zoned areas for middle school.
  - Approximately 46% of sixth graders living in District 12 currently do not have a zoned school.
- Students who enroll in middle school in District 12 tend to exercise choice across the many middle school options, regardless of their zoning.

# Middle School Enrollment and Admissions Overview

School DBN	School Name	Grade Span	Enrollment (Grades 6-8) <sup>1</sup>	Zoned for MS (Y/N)	# of 6 <sup>th</sup> Grade Students from the Zone	% of 6 <sup>th</sup> Grade Students from the Zone
12X098	J.H.S. 98	6-8	266	Y	<5	6%
12X129	M.S. 129	6-8	540	Y	101	53%
12X190	I.S. 190	6-8	276	Y	22	23%
12X211	P.S. 211	K-8	206	-	-	-
12X214	P.S. 214	K-8	471	Y	59	40%
12X217	School of Performing Arts	6-8	339	Y	71	48%
12X242	Mott Hall V	6-12	300	-	-	-
12X267	Bronx Latin	6-12	242	-	-	-
12X271	East Bronx Academy for the Future	6-12	280	-	-	-
12X273	Frederick Douglass Academy V Middle School	6-8	220	-	-	-
12X286	Fannie Lou Hammer Middle School	6-8	280	-	-	-
12X316	KAPPA III	6-8	387	-	-	-
12X318	I.S. 318	6-8	252	Y	11	14%
12X341	Accion Academy	6-8	395	-	-	-
12X383	Emolior Academy	6-8	328	-	-	-



[1] Data in this slide is based on 2018-2019 Audited Register as of October 31, 2018

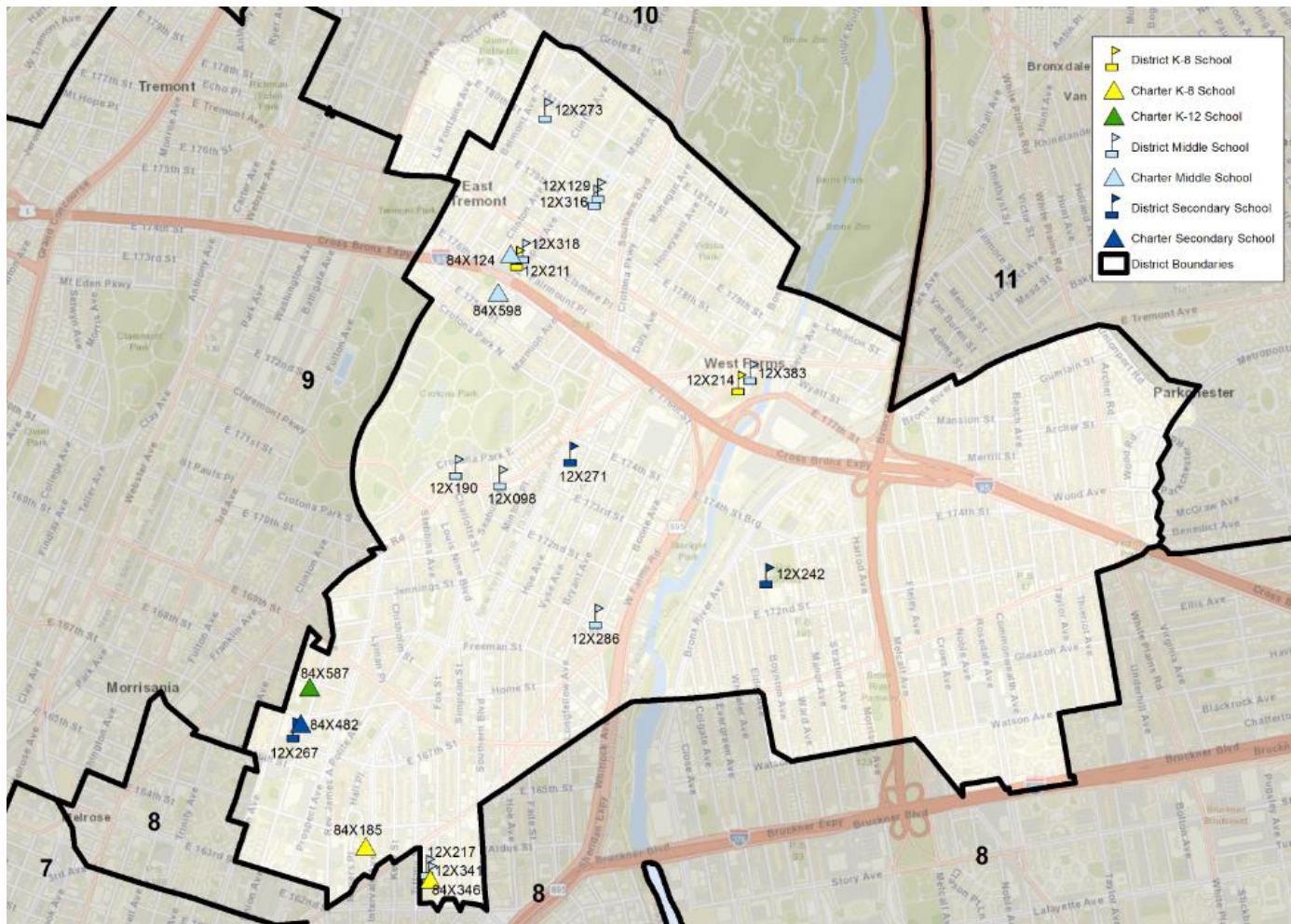
# Co-located Buildings with Both Zoned and Non-Zoned Middle School Options

Building	X116	X129	X167	X193
Zoned School	School of Performing Arts (12X217)	M.S. 129 Academy for Independent Learning and Leadership (12X129)	P.S. 214 (12X214)	P.S. 211 (12X211)
Non-Zoned School	ACCION Academy (12X341)	KAPPA III (12X316)	Emolior Academy (12X383)	I.S. 318 Math, Science, and Technology Through Arts (12X318)

# Why Unzone District 12 Middle Schools?

- Current zone lines do not properly account for school size.
  - M.S. 129 is over 100% utilization and has a large zone, while J.H.S. 98 and I.S. 190 have relatively low enrollment and have a very small shared zone.
- An unzoning would standardize zoning across the district, making zoning and admissions more consistent for families and schools.
- District 12 is relatively small and students already exercise choice, so travel hardships are anticipated to be minimal.
  - 61% of 6<sup>th</sup> grade students who reside in a zoned area of District 12 and attend a District 12 school enroll in a school other than their zoned school.
  - The longest commute from any point in District 12 to any middle school is 2.3 miles.
- On average, the six zoned schools only draw 31% of their enrollment from their zone.

# District 12 Proposed Middle School Unzoning





# Effects of Middle School Unzoning

- Students and residents of District 12 would receive equal geographic priority to district middle schools, and admissions would be standardized across the district.
- Student and parent choice would be the primary driver of middle school admissions.
- Students residing in currently zoned areas would no longer have a zoned priority to a middle school based on home address, but would still have access to the wide range of middle school options in the district.
- If the unzoning is approved by the CEC, it will take effect for the 2020-2021 school year.

# Standard Policies

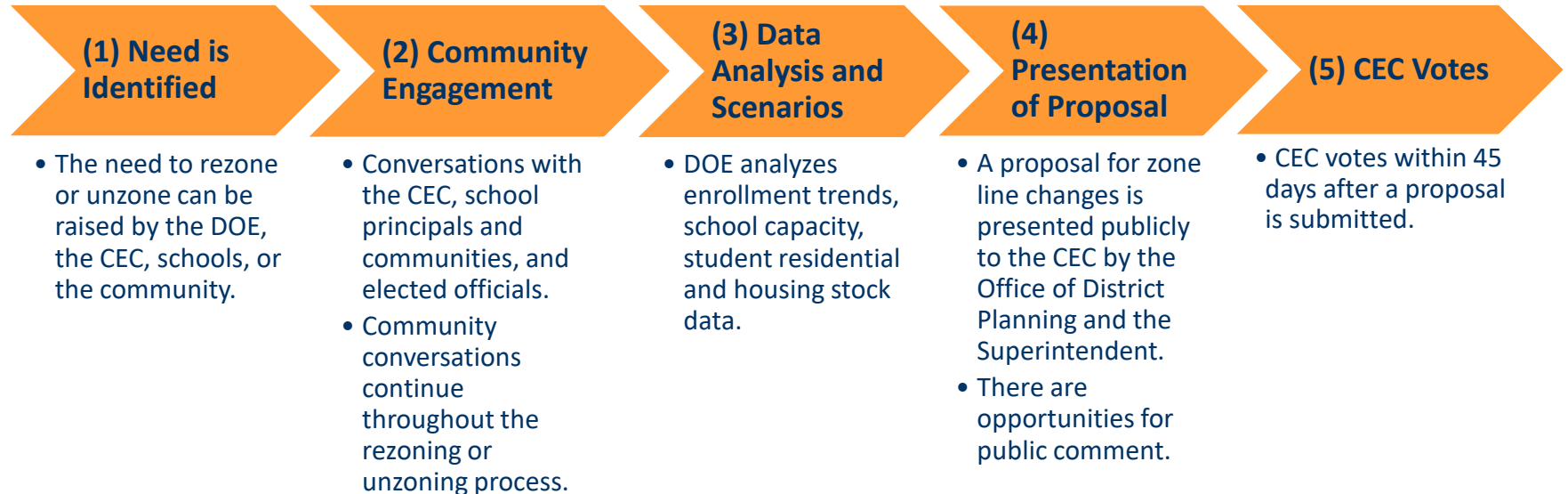
**When:** Pending approval by the CEC, any proposed zoning changes would take effect for the 2020-2021 academic year.

**Who:** Proposed changes would primarily impact incoming sixth grade students, and new students to the system. All currently enrolled students in grades 6-8 may remain in their school until graduation.

**Standard Admissions Policies:** All impacted schools will continue to admit students according to Chancellor's regulation A-101.

**Standard Busing Policies:** The Office of Pupil Transportation (OPT) will follow standard procedure to determine bus service eligibility of general education students, as outlined by Chancellor's regulation A-801.

# Rezoning/Unzoning Process and Timeline



## Timeline for 2020 Implementation



# Questions and Discussion



# FOR MORE INFORMATION

Community Education Council 12

[CEC12@schools.nyc.gov](mailto:CEC12@schools.nyc.gov)

Office of District Planning

[BronxZoning@schools.nyc.gov](mailto:BronxZoning@schools.nyc.gov)

Bronx District Planning

<https://www.schools.nyc.gov/about-us/school-planning/district-planning>

# Appendix

# Current Enrollment, Utilization, and Demographics

School	Has Zone?	Grade Span	Org Capacity <sup>1</sup>	Current Enrollment <sup>2</sup>	Org Utilization <sup>3</sup>	Percent Non-White <sup>4</sup>
Middle Schools						
J.H.S. 098 Herman Ridder (12X098)	Yes	6-8	502	266	53%	99%
M.S. 129 Academy for Independent Learning and Leadership (12X129)	Yes	6-8	514	541	105%	99%
I.S. 190 (12X190)	Yes	6-8	344	276	80%	99%
School of Performing Arts (12X217)	Yes	6-8	482	339	70%	99%
Frederick Douglass Academy V. Middle School (12X273)		6-8	244	220	90%	99%
Fannie Lou Hamer Middle School (12X286)		6-8	266	280	105%	97%
Kappa III (12X316)		6-8	380	387	102%	99%
I.S. X318 Math, Science & Technology Through Arts (12X318)	Yes	6-8	534	252	47%	99%
Accion Academy (12X341) <sup>5</sup>		6-8	1280	395	83%	98%
Emolior Academy (12X383)		6-8	323	328	102%	97%
K-8 Schools						
P.S. 211 (12X211)		PK-8	747	571	76%	99%
P.S. 214 (12X214)	Yes	PK-8	1206	1097	91%	99%
Secondary Schools						
Mott Hall V (12X242)		6-12	635	672	106%	99%
Bronx Latin (12X267)		6-12	642	580	90%	99%
East Bronx Academy for the Future (12X271)		6-12	501	668	133%	99%

<sup>[1]</sup> 2017-2018 Blue Book

<sup>[2]</sup> 2018 Audited Register as of October 31, 2018.

<sup>[3]</sup> Utilization is calculated from 2018 Audited Register for enrollment and 2017-2018 Blue Book for capacity

<sup>[4]</sup> Calculated from the 2017-2018 Demographic Snapshot

<sup>[5]</sup> Building capacity and utilization are listed for Accion Academy instead of org. Accion Academy was re-sited to building X116 beginning in 2018-2019, and updated organization capacity is not yet available for X116.

# Projected Enrollment, Utilization, and Demographics

## First Year of Implementation, if Approved (2020-2021)

School	Grade Span	Org Capacity <sup>1</sup>	Projected Enrollment <sup>2</sup>	Projected Org Utilization <sup>3</sup>	Projected Percent Non-White <sup>4</sup>
Middle Schools					
J.H.S. 098 Herman Ridder (12X098)	6-8	502	250 - 280	50% - 56%	95% - 100%
M.S. 129 Academy for Independent Learning and Leadership (12X129)	6-8	514	525 - 555	102% - 108%	95% - 100%
I.S. 190 (12X190)	6-8	344	260 - 290	76% - 84%	95% - 100%
School of Performing Arts (12X217)	6-8	482	325 - 355	67% - 74%	95% - 100%
Frederick Douglass Academy V. Middle School (12X273)	6-8	244	205 - 235	84% - 96%	95% - 100%
Fannie Lou Hamer Middle School (12X286)	6-8	266	265 - 295	100% - 111%	95% - 100%
Kappa III (12X316)	6-8	380	370 - 400	97% - 105%	95% - 100%
I.S. X318 Math, Science & Technology Through Arts (12X318)	6-8	534	235 - 265	44% - 50%	95% - 100%
Accion Academy (12X341) <sup>5</sup>	6-8	1280	330 - 360	89% - 100%	95% - 100%
Emolior Academy (12X383)	6-8	323	315 - 345	98% - 107%	94% - 99%
K-8 Schools					
P.S. 211 (12X211)	PK-8	747	520 - 620	70% - 83%	95% - 100%
P.S. 214 (12X214)	PK-8	1206	1045 - 1145	87% - 95%	95% - 100%
Secondary Schools					
Mott Hall V (12X242)	6-12	635	635 - 705	100% - 111%	95% - 100%
Bronx Latin (12X267)	6-12	642	545 - 615	85% - 96%	95% - 100%
East Bronx Academy for the Future (12X271)	6-12	501	635 - 705	127% - 141%	95% - 100%

<sup>[1]</sup> 2017-2018 Blue Book

<sup>[2]</sup> Enrollment projections are estimates based on 2018 Audited Register projections and are subject to change based on demand and other enrollment factors.

<sup>[3]</sup> Calculated from projected enrollment and 2017-2018 capacity

<sup>[4]</sup> Based on the ethnicity of enrolled students as of the 2017 Audited Register.

<sup>[5]</sup> Building capacity and utilization are listed for Accion Academy instead of org. Accion Academy was re-sited to building X116 beginning in 2018-2019, and updated organization capacity is not yet available for X116.