



# Office of District Planning

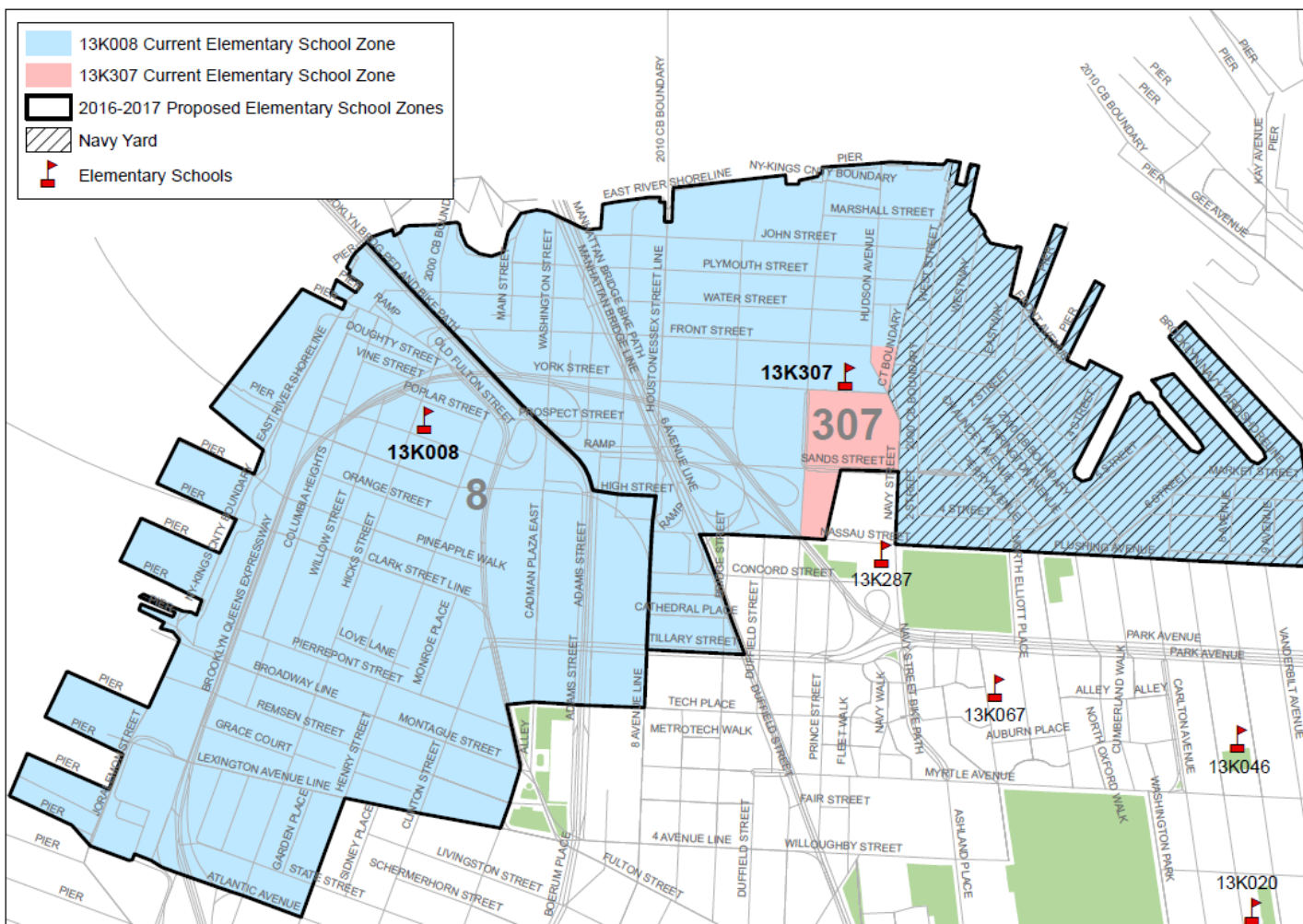
*Rezoning Presentation to  
CEC 13*



**Department of  
Education**

*Carmen Fariña, Chancellor*

*November 23, 2015*



# Impact of Rezoning: Projected Enrollment At Scale

School Name	Grade Span at Scale	Current Enrollment <sup>1</sup>	Projected At Scale Enrollment <sup>2</sup>
P.S. 8 Robert Fulton	K-5 <sup>3</sup>	713	690-750
P.S. 307 Daniel Hale Williams	K-5 (and Pre-K program)	386	670-770

- Proposed changes would only impact incoming pre-kindergarten, kindergarten, or new students to the system. All currently enrolled students may remain in their school until graduation.
- Sibling grandfathering is being proposed. Incoming kindergarten students who live where the zone is changing will retain their zoned sibling priority when applying for kindergarten.

<sup>1</sup> Based on 2015-2015 Unaudited Register as of October 31, 2015.

<sup>2</sup> See Appendix for planned number of sections and average class sizes used to derive total enrollment.

<sup>3</sup> P.S. 8 also serves grades 6-8 in building K580.

# Impact of Rezoning: Projected Zone Size At Scale

School Name	2015-2016 Zone Size <sup>1</sup>	Projected K Zone Size <sup>2</sup>	Change in Zone Size
P.S. 8 Robert Fulton	169	120-130	↓
P.S. 307 Daniel Hale Williams	30	115-125	↑



**Department of  
Education**

*Carmen Fariña, Chancellor*

<sup>1</sup>The current zone size is based on the 2015 Unaudited Register as of October 31, 2015.

<sup>2</sup>The projected zone size includes future growth due to planned residential construction.

# How the Rezoning Plan Benefits District 13 Students and Community

---

## For Students

- Allows students the opportunity to attend their zoned school.
- Creates more sustainable zone sizes for both schools and provides access to a neighborhood school experience for students with peers from their local community.

## For Families

- Allows families to make informed decisions and choices regarding their children's educational experience.

## For School Communities

- Consistent enrollment projections facilitate budget planning, programming, and hiring while also creating a positive and stable environment that enables both schools to serve as centers of their respective communities.



# Additional Engagement

---

The DOE announced on September 30 that it would not formally submit a rezoning proposal until additional engagement had been conducted.

Timeline was determined, in part, by the need to hold a vote before Kindergarten application period closes on January 15, 2016

Additional discussions with affected community members were held:

- October 14, 2015 discussion with P.S. 8 stakeholders;
- October 19, 2015 discussion with P.S. 307 stakeholders;
- November 14, 2015 discussion with Farragut residents and families;
- November 16, 2015 joint SLT meeting with School Leadership Teams from P.S. 307 and P.S. 8
- November 17, 2015 discussion with Vinegar Hill Neighborhood Association/prospective parents who would be zoned to P.S. 307 if proposal is approved;
- December 2, 2015 discussion with Brooklyn Heights and DUMBO prospective parents who would be zoned to P.S. 307 if proposal is approved;
- Additional discussions with community members will occur throughout the month of December.



# Feedback and Concerns Raised

---

## Inclusion of P.S. 287 in rezoning plan:

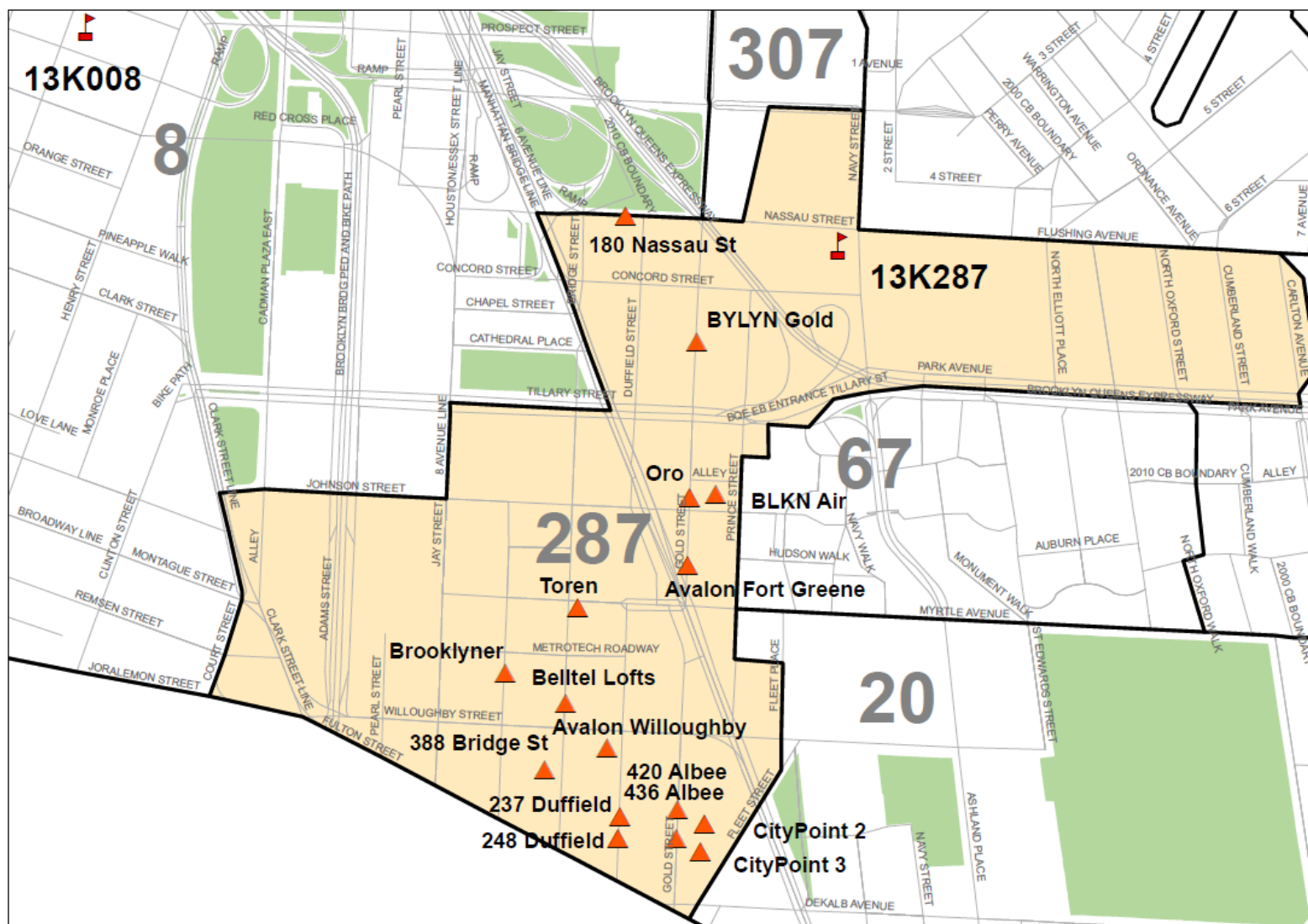
The DOE has not redrawn the rezoning proposal to include P.S. 287.

Instead, the DOE believes it is prudent to leave P.S. 287 current zone lines in place, knowing that extensive residential growth in the area would force the DOE and CEC to revise any plan that includes P.S. 287.

Additionally, the DOE looks forward to working with the P.S. 287 community and the Community Superintendent around ways to increase demand for P.S. 287 from those already zoned for the school.

The DOE is committed to working closely with the CEC and District 13 community to monitor residential growth and develop a timely and responsive rezoning plan informed by extensive community input, if needed.







# Feedback and Concerns Raised

## **Admissions Priority for Students who qualify for FRL at P.S. 307**

- The DOE is committed to implementing an admissions priority where students who qualify for Free and Reduced Lunch would have priority for 50% of the available seats at P.S. 307.
- Zoned students will continue to receive priority over non-zoned students who qualify for FRL.

## **Funding Sustainability/Loss of Magnet Grant and Title I funds**

- The rezoning plan does not impact the Magnet Grant at P.S. 307 and the school will continue to receive funding through the duration of the program.
- The DOE anticipates requesting a 4<sup>th</sup> year extension for the Magnet Grant, which means federal magnet funding will continue for almost two more years, ending on 9/30/2017.
- There are several schools in District 13 and across the city, including P.S. 8, who have developed under magnet grants and found ways to sustain programming when both Title I and Magnet Grant funding ended.
- The DOE will work closely with P.S. 307 to ensure that the STEM program is sustained long-term.



# Feedback and Concerns Raised

---

## Feeder School Relationship with M.S. 313

- District 13 is a district of Middle School Choice. As such, admissions to the newly re-designed Satellite West will remain consistent with other District 13 middle schools and priority will be given to District 13 residents.
- The DOE acknowledges that middle school quality is an issue of concern for many in the District 13 community.
- The DOE will continue to engage on this issue and with the partnership of the Superintendent and CEC will convene a series of discussions in 2016 to develop solutions to middle school quality concerns for planning and implementation in the 2017 school year and beyond.

# Feedback and Concerns Raised

---

## **M.S. 8 Admissions**

- While no changes will be made to the current grade configuration of P.S. 8 for the 2016-2017 school year, the DOE is open to working with the P.S. 8 and District 13 community to further understand the desire and feasibility of a stand-alone M.S. 8.

## **Support Small Class Sizes at P.S. 307**

- The DOE will work closely with P.S. 307's Principal and School Leadership to identify strategies and opportunities to program for smaller class sizes.

# Feedback and Concerns Raised

---

## Safety Planning

- The DOE will work with the Office of Safety and Youth Development, the Superintendent and the school community to discuss safety planning for the school.

## Supporting Successful Community Collaboration

- The DOE will identify “peer” school Principals and Leadership teams as well as community organizations to collaborate with P.S. 307 on strategies to support schools and families as P.S. 307 grows.
- Additionally, the DOE will provide the staff at P.S. 307 with professional development to better support the larger school community.



# Contact Information and Next Steps

- The CEC is expected to vote by January 5, 2016
- Additional meetings will be held in December
- In addition to attending meetings, feedback can be provided in the following ways:

Community  
Superintendent

Phone: (718) 636-3284

Email: [BFreeman6@schools.nyc.gov](mailto:BFreeman6@schools.nyc.gov)

Subject: D13 Zoning

CEC  
Community  
Education Council

Submit a comment at:

[cec13.org/hot-topics/rezoning/rezoning-comments/](http://cec13.org/hot-topics/rezoning/rezoning-comments/)

ODP  
Office of District  
Planning

Email: [BrooklynZoning@schools.nyc.gov](mailto:BrooklynZoning@schools.nyc.gov)

Subject: D13 Zoning



Department of  
Education

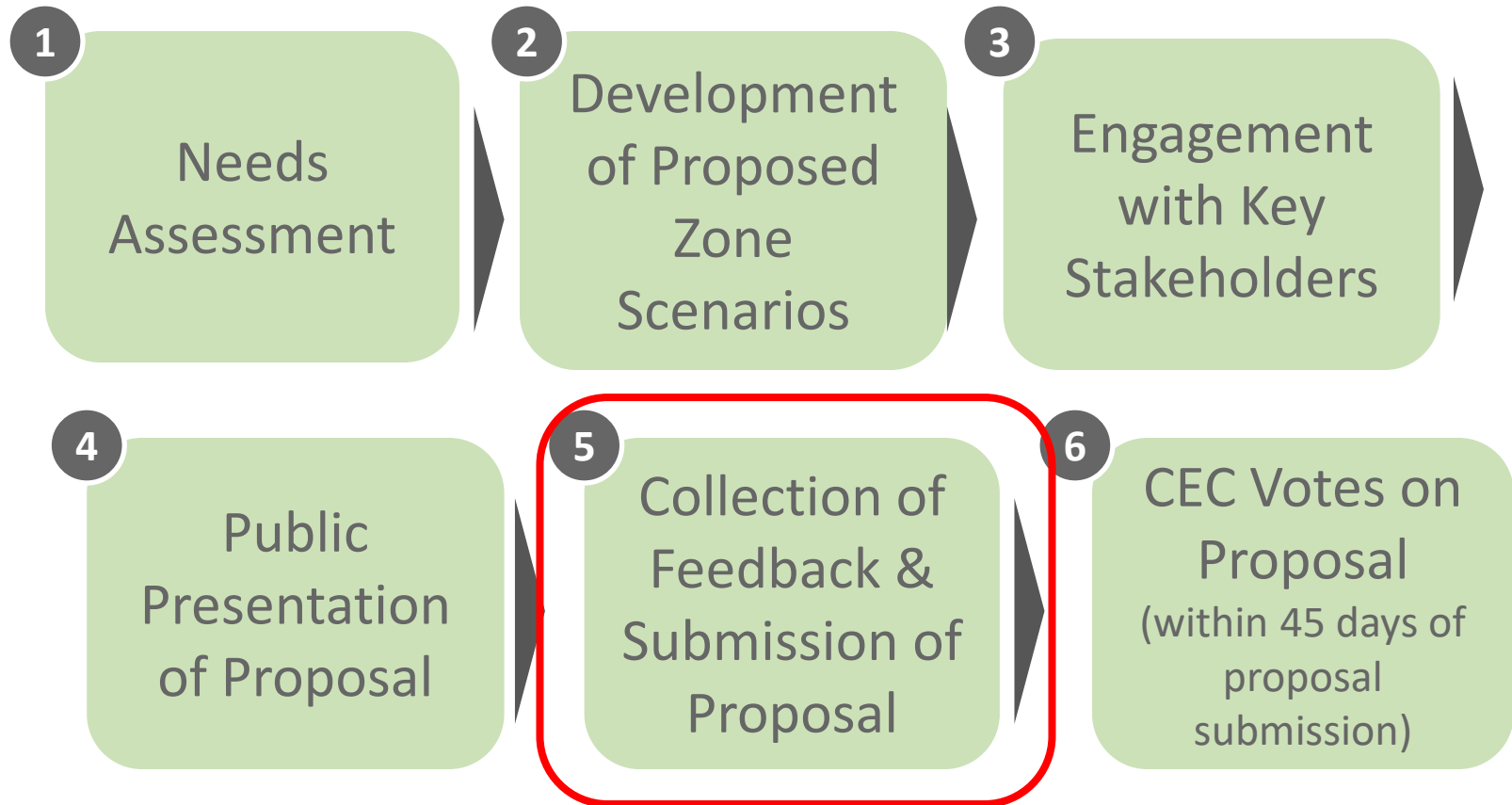
*Carmen Fariña, Chancellor*

# Appendix



# Appendix A: Overview of Rezoning Process

## Chancellor's Regulation A-185



# Appendix B: Enrollment & Utilization Impact

Projected at Scale					
School Name	Grade Span at Scale	Total Enrollment <sup>1</sup>	Total Building Capacity <sup>2</sup>	Building Utilization Rate	Change in Utilization
P.S. 8 Robert Fulton	K-5 <sup>3</sup>	690-750	526	131%-143%	No Change <sup>4</sup>
P.S. 307 Daniel Hale Williams	K-5 (includes Pre-K program)	670-770	638	105%-121%	↑

<sup>1</sup> See Appendix D and E for assumed number of sections and average class sizes used to derive total enrollment. Total enrollment for P.S. 307 includes planned pre-kindergarten sections.

<sup>2</sup> Based on target capacity from the 2014-2015 Blue Book.

<sup>3</sup> P.S. 8 also serves grades 6-8 in building K580.

<sup>4</sup> Rezoning should reduce kindergarten waitlist but projected utilization will remain stable. Due to recent growth in the zone size, P.S. 8 currently has smaller cohorts on upper grades than on lower grades. This rezoning proposal will allow P.S. 8's enrollment to remain stable across grades and for the school to better accommodate zoned students.



# Appendix C.1: Admissions Process<sup>1</sup> - Pre-Kindergarten

1. Students residing in the zone, who have a sibling pre-registered or enrolled at the time of application submission and will be enrolled in grades K-5 in the school at the start of the following school year.<sup>1</sup>
2. Students residing in the zone, who do not have a sibling at the school.<sup>1</sup>
3. Students residing in the district, who have a sibling at the school,
  - a. who have no zoned school or whose zoned school has no pre-K program, then
  - b. who are zoned to a different school which has a pre-K program.
4. Students residing in the borough, who have a sibling at the school.
5. Students residing out-of-borough, who have a sibling at the school.
6. Students residing in the district,
  - a. who have no zoned school or whose zoned school has no pre-K program, then
  - b. who are zoned to a different school which has a pre-K program.
7. Students residing in the borough.
8. Students residing out-of-borough.



## Appendix C.2: Admissions Process<sup>1</sup> - Kindergarten

Students will be enrolled in New York City elementary schools by the following priority:

1. Zoned students whose verified siblings are pre-registered or enrolled at the time of application submission and will be enrolled in grades K-5 in the school at the start of the following school year
2. Zoned students other than those in (1) above applying to the zoned school
3. Students whose verified siblings are pre-registered or enrolled at the time of application submission and will be enrolled in grades K-5 in the school at the start of the following school year who are not zoned to the school,
  - a. Within District first, then
  - b. Out of District
4. Students currently attending the school's pre-kindergarten program who reside outside the school's zone, *without* a sibling who will be in grades K-5 at the school in the following school year,
  - a. Within District first, then
  - b. Out of District
5. Students other than those in (3a) and (4a) above who are residents of that district
6. Students other than those in (3b) and (4b) who are residents of another district

<sup>1</sup>Please refer to Chancellor's Regulation A-101 for further information.

# Appendix D: Projected Section Counts

GE/ICT

School Name	PK	Kindergarten	Grades 1-5	Self-Contained
P.S. 8	-	5	4-5	-
P.S. 307	6	4	4	8

## Appendix E: Projected Average Class Sizes

GE/ICT

School Name	Kindergarten	Grades 1-2	Grades 3-5	Self-Contained
P.S. 8	23-25	23-31	29-31	-
P.S. 307	22-25	22-25	22-25	6-8

# Appendix F: Zone Demand

	Historic Kindergarten Capping and Waitlist		Zoned Retention Rate (% of the zone that enrolls in its zoned school)		Zoned Enrollment Rate (% of total kindergarten enrollment that comes from its zone)	
School Name	Capped K	K-Waitlist	Current <sup>1</sup>	Projected	Current <sup>1</sup>	Projected
P.S. 8	No	Yes	71%	85%-95%	100%	85%-95%
P.S. 307	No	No	53%	55%-65%	23%	65%-75%

# Appendix G: Zone Demographic Changes – Free/Reduced Lunch

Zone Percent Free & Reduced Lunch <sup>1</sup>		
School Name	Current	Projected
P.S. 8	14%	5%-15%
P.S. 307	89%	35%-45%

<sup>1</sup> Zone Percent Free and Reduced Lunch figures are based on the eligibility of zoned kindergarten students from the average of the last three years. Figures do not necessarily represent the demographics of the school.

## Appendix H: Zone Demographic Changes - Ethnicity

Zone Percent Non-White <sup>1</sup>		
School Name	Current	Projected
P.S. 8	37%	25%-35%
P.S. 307	97%	60%-70%

<sup>1</sup>Zone Percent Non-white figures are based on the ethnicity of zoned kindergarten students from the average of the last three years. Figures do not necessarily represent the demographics of the school.