

# Presentation to CEC 20: Proposed Rezoning for New Buildings K676 and K322

*Office of District Planning*  
September 13, 2023

# Agenda

- District 20 Seat Need and 2024-25 New Schools
- Rezoning Process Overview
- Frequently Asked Questions
- K676 Elementary School Rezoning Proposal & Impacts
- K322 Middle School Rezoning Proposal & Impacts
- Discussion, Questions, & Feedback
- Next Steps and Contact Information
- Appendix

# **District 20 Seat Need and 2024-2025 New Schools**

# District 20 Seat Need

- Across District 20, there is a deficit of approximately 1,900 elementary school seats.<sup>1</sup>
- Elementary schools in District 20 have an average building utilization rate of approximately 114%.<sup>2</sup>
- Middle schools in District 20 have an average building utilization rate of approximately 96%.
- District 20 has a deficit of 130 K-8 District 75 seats and the estimated average travel distance to school for District 75 K-8 students living in District 20 is among the highest in the borough.

1. Seat deficit is based on capacity estimates based on 2021-2022 Blue Book, with adjustments for schools with capacity spanning multiple grade levels (e.g. K-8 or 6-12 schools), and enrollment based on 2022-2023 Audited Register. Excludes charter enrollment and capacity.

2. Utilization rates based on 2021-2022 Blue Book and 2022-2023 Audited Register

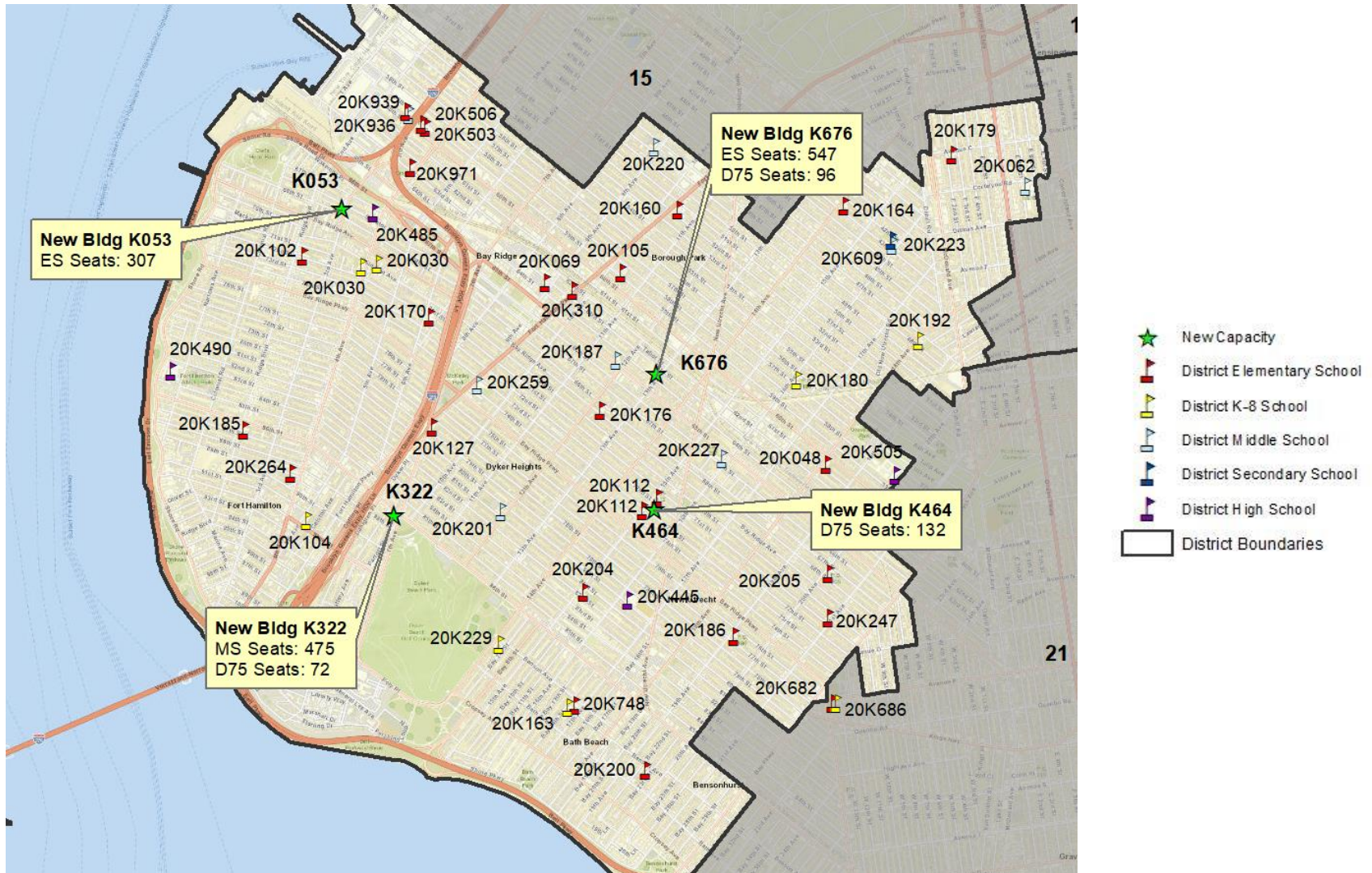
# 2024-2025 New Schools

There are four new school buildings opening in the 2024-2025 school year that will add close to 1,500 new seats. These new capacities will help address overcrowding and seat deficits in District 20:

Building	Address	Design	Capacity
K053	280 Senator Street	New ES	307 Total Seats
K676	6312 13 <sup>th</sup> Ave	New ES + D75	547 Total Seats Includes 96 D75 Seats
K322	650 86 <sup>th</sup> Street	New MS + D75	475 Total Seats Includes 72 D75 Seats
K464	1514 72 <sup>nd</sup> Street	D75	132 D75 Seats



# 2024-2025 New Schools



# Rezoning Process Overview

# Rezoning Process Overview

- Rezoning is the process of changing existing school zone lines and creating new zones, governed by Chancellor's Regulation A-185
- Rezoning is an important lever for improving educational access and learning conditions
- The Superintendent of District 20 on behalf of the NYCDOE is proposing elementary school rezonings for buildings K053 and K676 and a middle school rezoning for building K322
- The Community Education Council (CEC) votes on rezoning proposals for their respective Community School District



# Rezoning Process Overview

- Over the past several months, we analyzed relevant data and engaged with the CEC, school principals and communities, elected officials, and other stakeholders to gather feedback on potential zoning plans for the new D20 schools.
- ODP and Superintendent Pretto presented at CEC 20 meetings last February, March, and June to share information on the new buildings opening, the rezoning process, and presented draft rezoning maps for feedback.
- We are here tonight to present rezoning proposals for new buildings K676 and K322 for CEC 20 to vote on for implementation in the 2024-2025 school year.
- We are continuing to assess feedback and consider changes to the draft plan for K053 and plan to join the October 11 CEC meeting to share further information

# **K676 and K322: Frequently Asked Questions**

# K676 and K322: Frequently Asked Questions

- Who will the new schools serve?
- Which students will rezonings impact?
- How will rezonings impact enrollment at nearby schools?
- How were new zone lines developed?

# Who will K676 and K322 serve?

- Building K676 is planned to serve a new elementary school, opening with Kindergarten in the 2024-2025 school year.
  - Pending CEC approval of proposed zone lines, the school will operate with a zoned admissions method, giving priority to students residing in a specific geographic area, known as the zone.
  - The school will also admit students and residents of District 20 outside of the zone after zoned students have been accommodated.
- Building K322 is planned to serve a new middle school, opening with 6th grade in the 2024-2025 school year.
  - Pending CEC approval of proposed zone lines, the school will operate a zoned admissions program open to residents of the zone.
  - Based on community feedback, the school is also planned to operate one screened section, which will be open to students and residents of District 20.

# Which students will rezonings impact?

- For the K676 elementary school rezoning, proposed changes will primarily impact incoming pre-kindergarten, kindergarten, or new students to the system beginning in the 2024-2025 school year.
- For the K322 middle school rezoning, proposed changes will primarily impact incoming 6th grade students or new students to the system beginning in the 2024-2025 school year.
- There is no impact to students currently enrolled at a school.
- When applying to a school impacted by an elementary or middle school rezoning, children entering pre-kindergarten, kindergarten, or 6th grade who live where a zone is changing will retain their zoned sibling priority if they have a sibling attending that school.

# How will rezonings impact enrollment at nearby schools?

- Over the past several months, the NYCDOE engaged principals of schools near the new buildings opening, CEC members, and community members in the rezoning planning process. Feedback collected from stakeholders informed the proposed zone lines.
- The rezoning scenarios we will discuss aim to support schools that have historically experienced overcrowding by decreasing the sizes of these schools' zones.

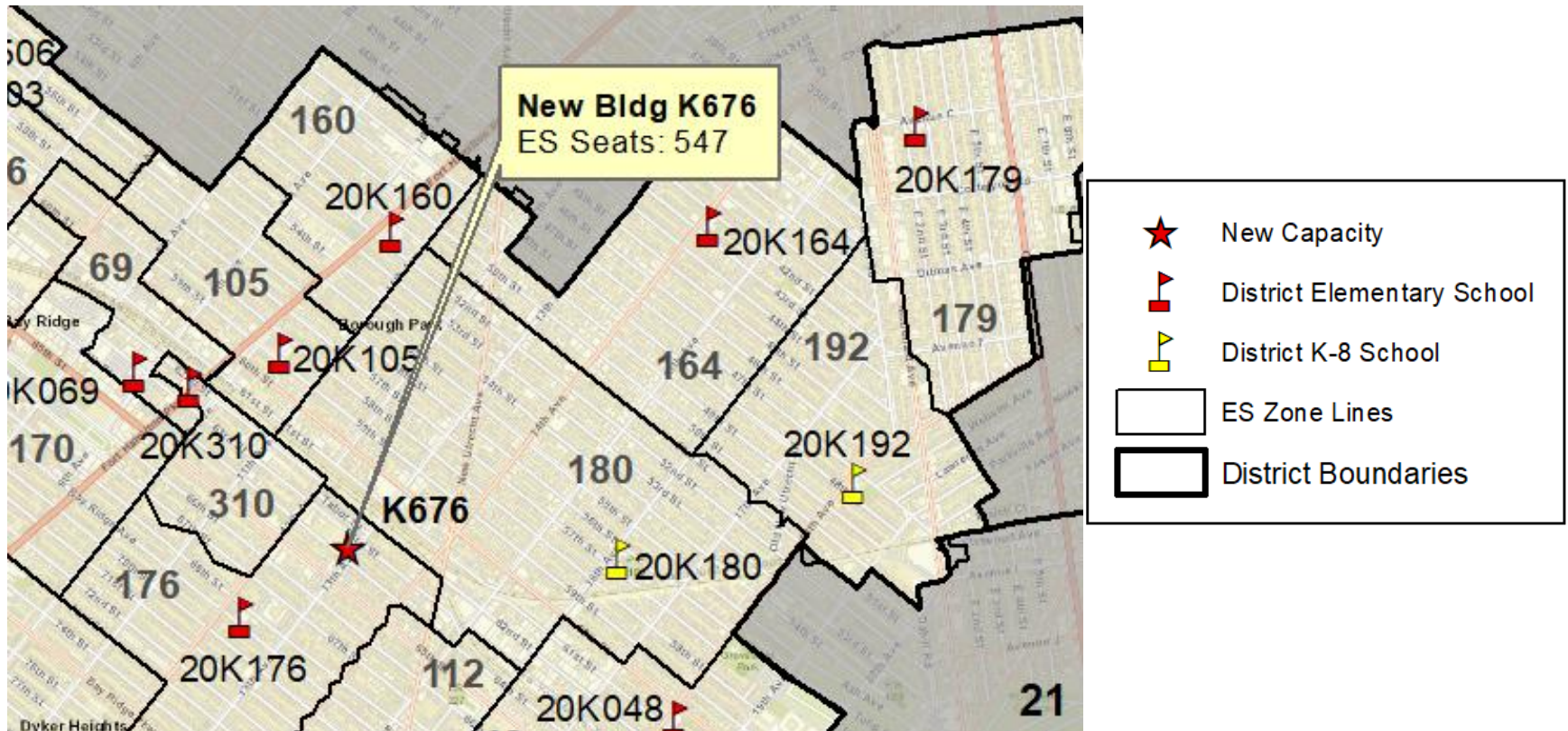
# How were new zone lines developed?

- New zone lines are drawn by:
  - Determining the appropriate number of students that should live in each zone (“target zone size”) based on space and historic demand and trends
  - Projecting future students residing in both existing housing and upcoming residential construction
- New zones are drawn such that they:
  - Are projected to contain the target zone size for each school
  - Promote diversity and integration across schools
  - Consider geographic barriers and travel distance



# **K676 Elementary School Rezoning Proposal & Impact**

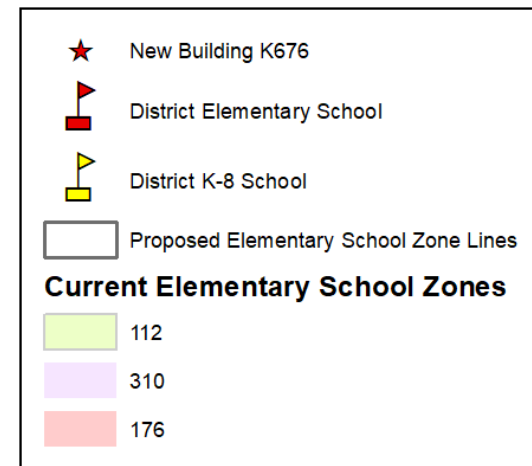
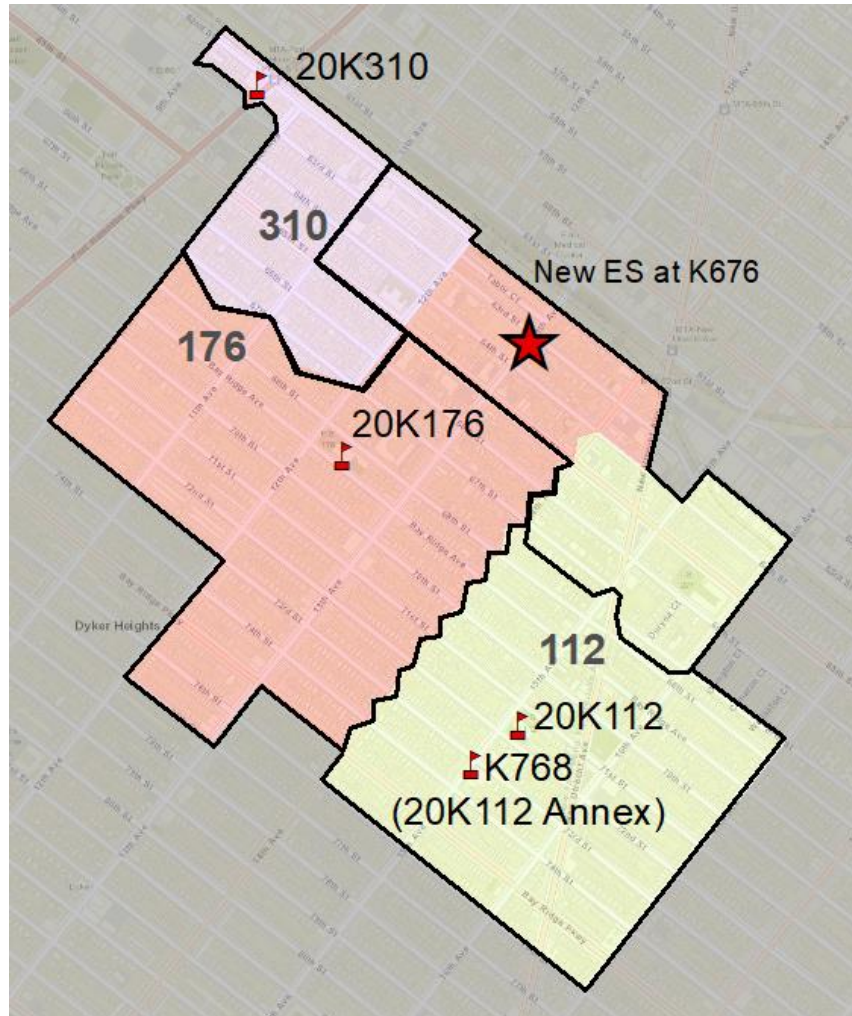
# Current District 20 ES Zones: K676 Area



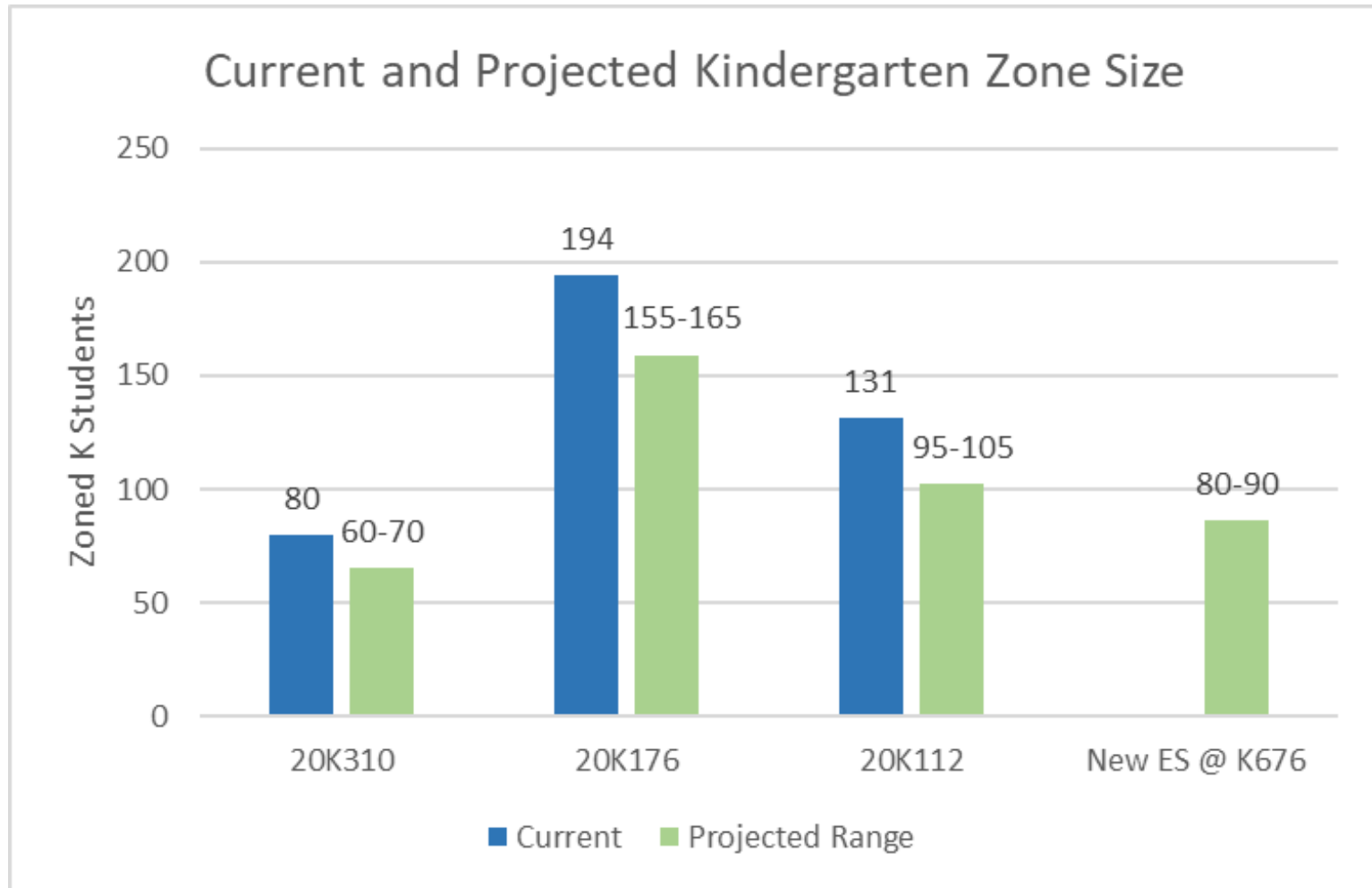
# Interpreting Proposed Rezoning Maps

- The **colors** represent existing zones
- The **thick black** lines represent new proposed zone lines
- The **green** represents open space
- Proposed zone lines go down the middle of the street
- The number of students who live in a zone does not correlate to how large a zone is geographically
- Every city block is accounted for on the maps and in school zones, not just residential areas

# Proposed K676 Elementary School Rezoning

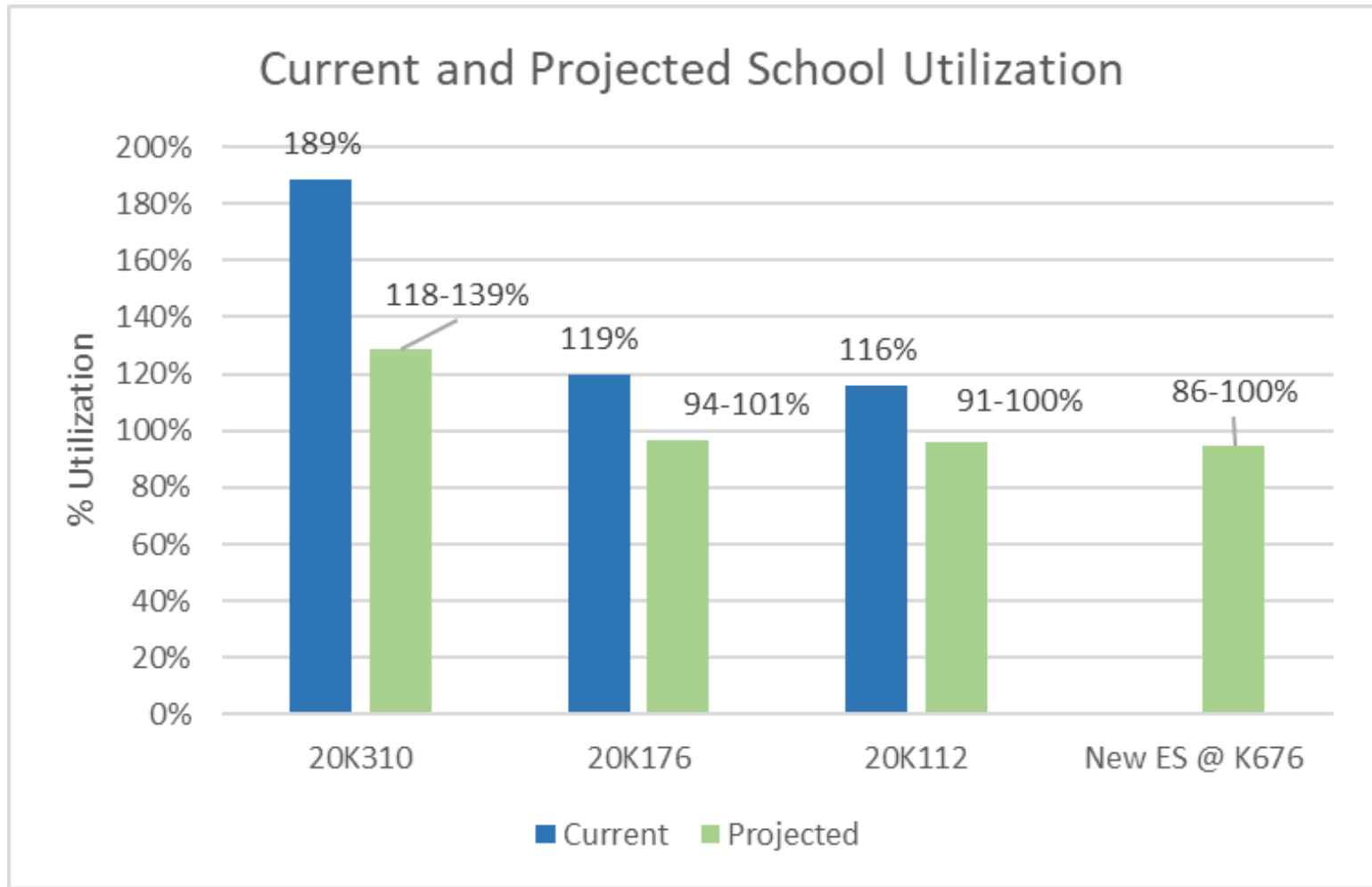


# K676: Potential Impact on K Zone Size



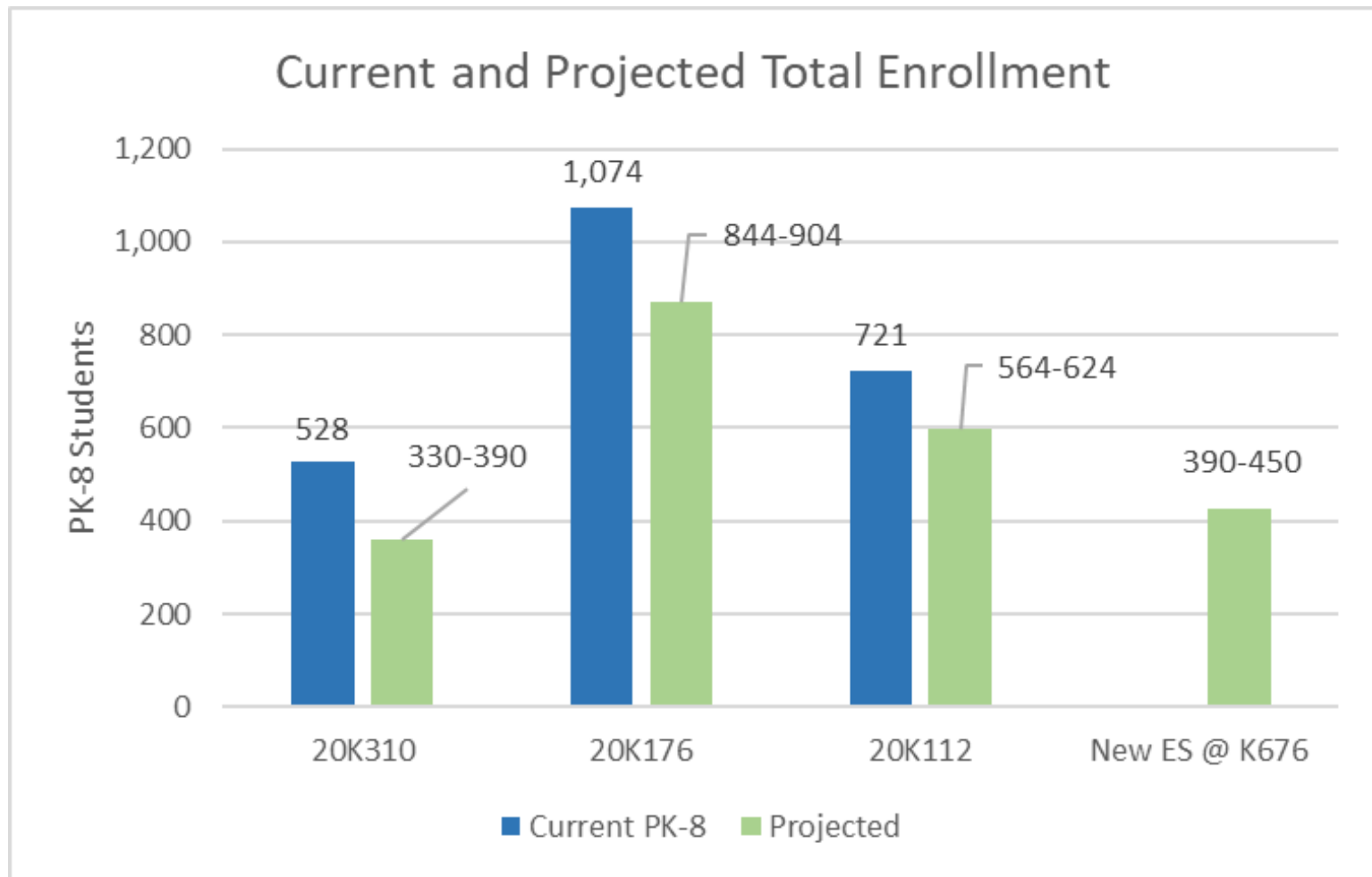
1. Current K zone size based on three-year average (2020-2021, 2021-2022, 2022-2023).
2. Projected K zone size is when the rezoning is at scale

# K676: Potential Impact on School Utilization



1. Current utilization based on enrollment from 2023-2024 Register Projections and capacity from the 2021-2022 Blue Book.
2. Projected utilization is when rezoning is at scale.

# K676: Potential Impact on Total Enrollment

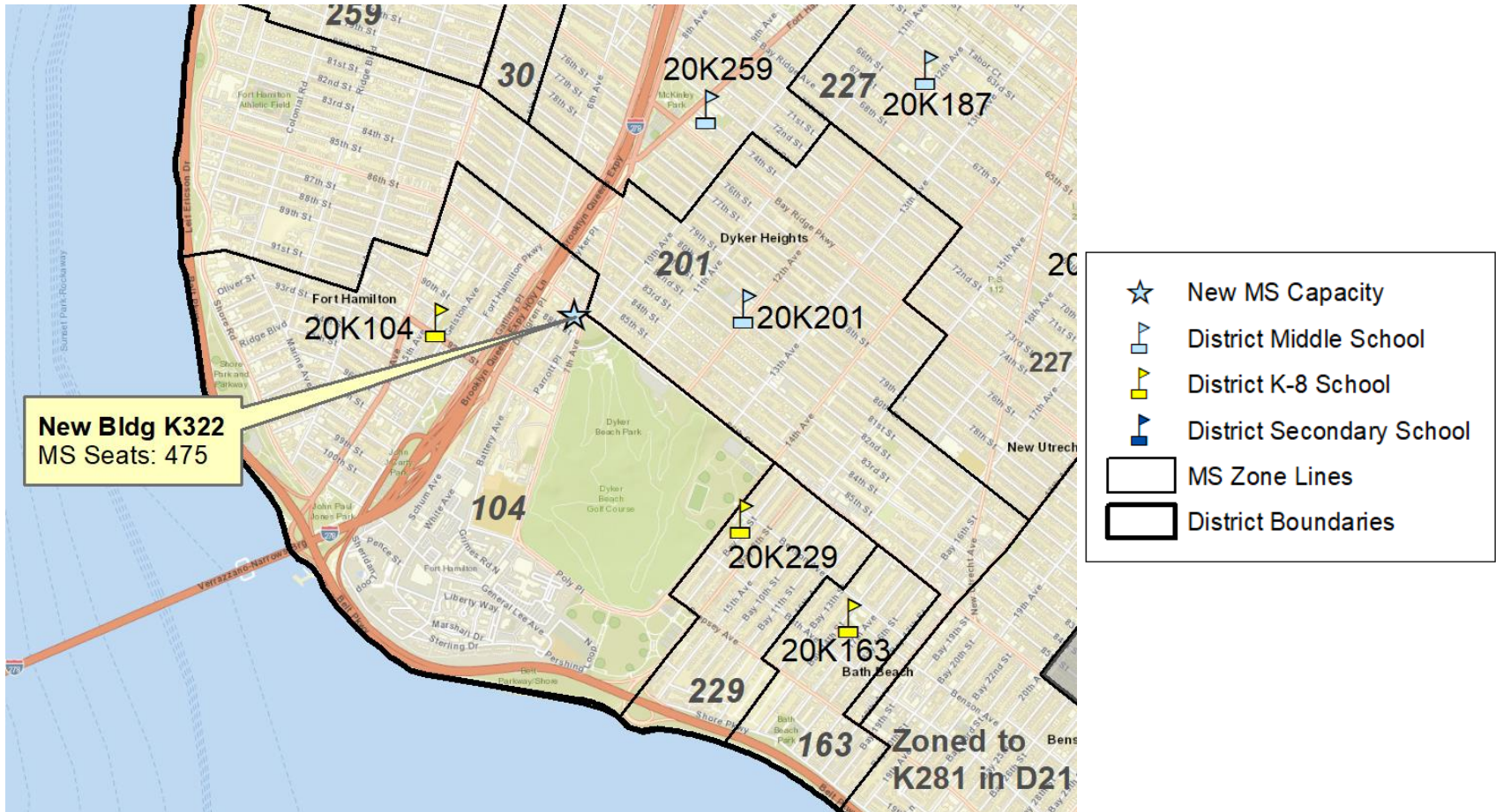


1. Current enrollment based on 2023-2024 Register Projections .
2. Projected enrollment is when rezoning is at scale.

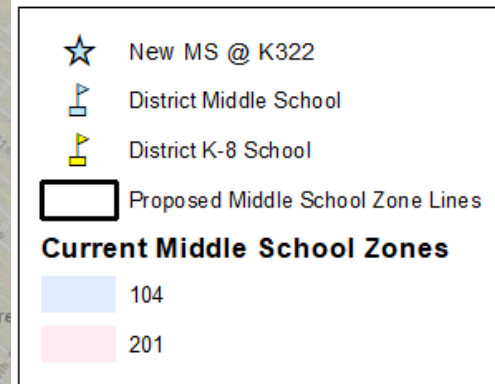
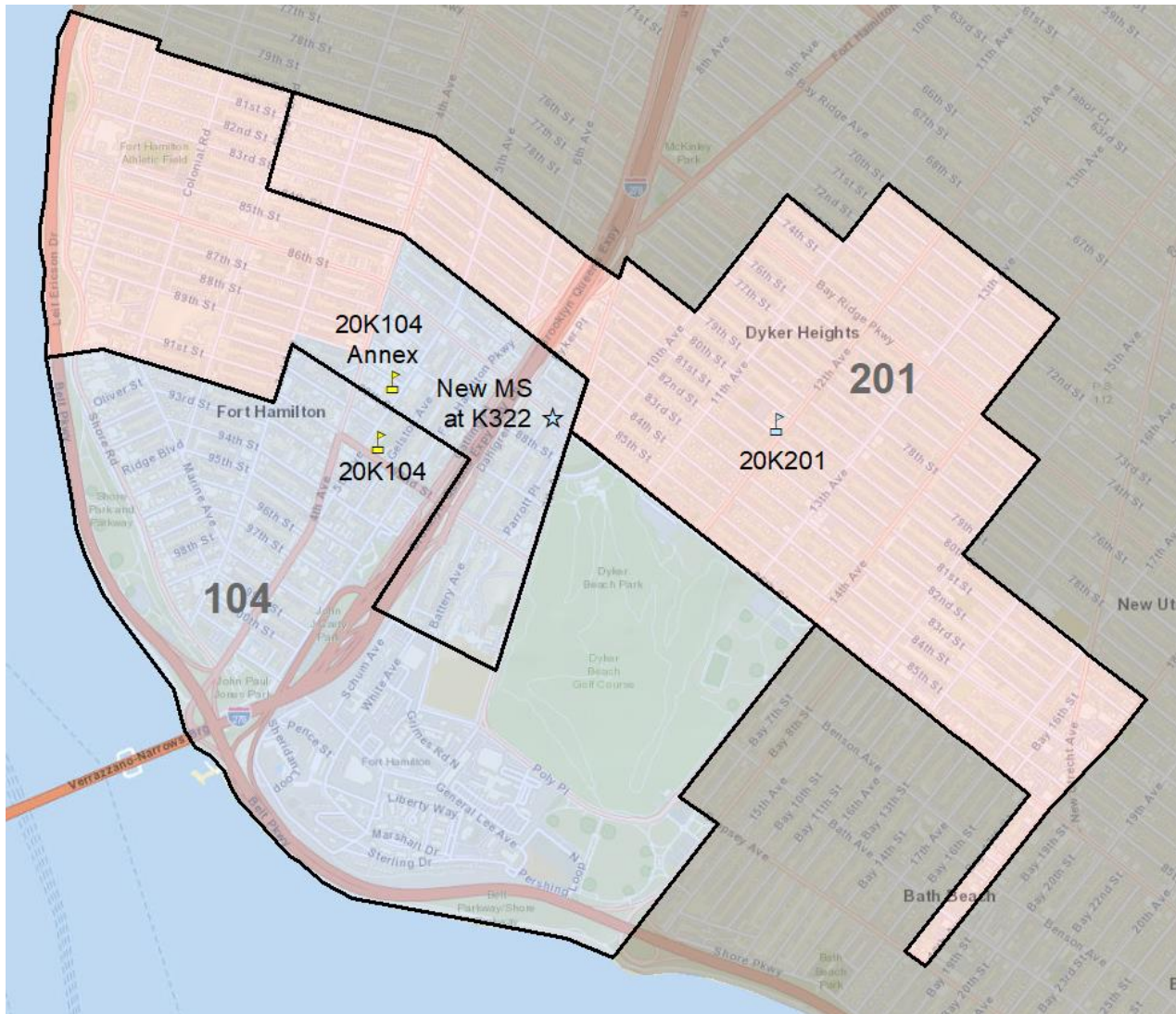


# **K322 Middle School Rezoning Proposal & Impact**

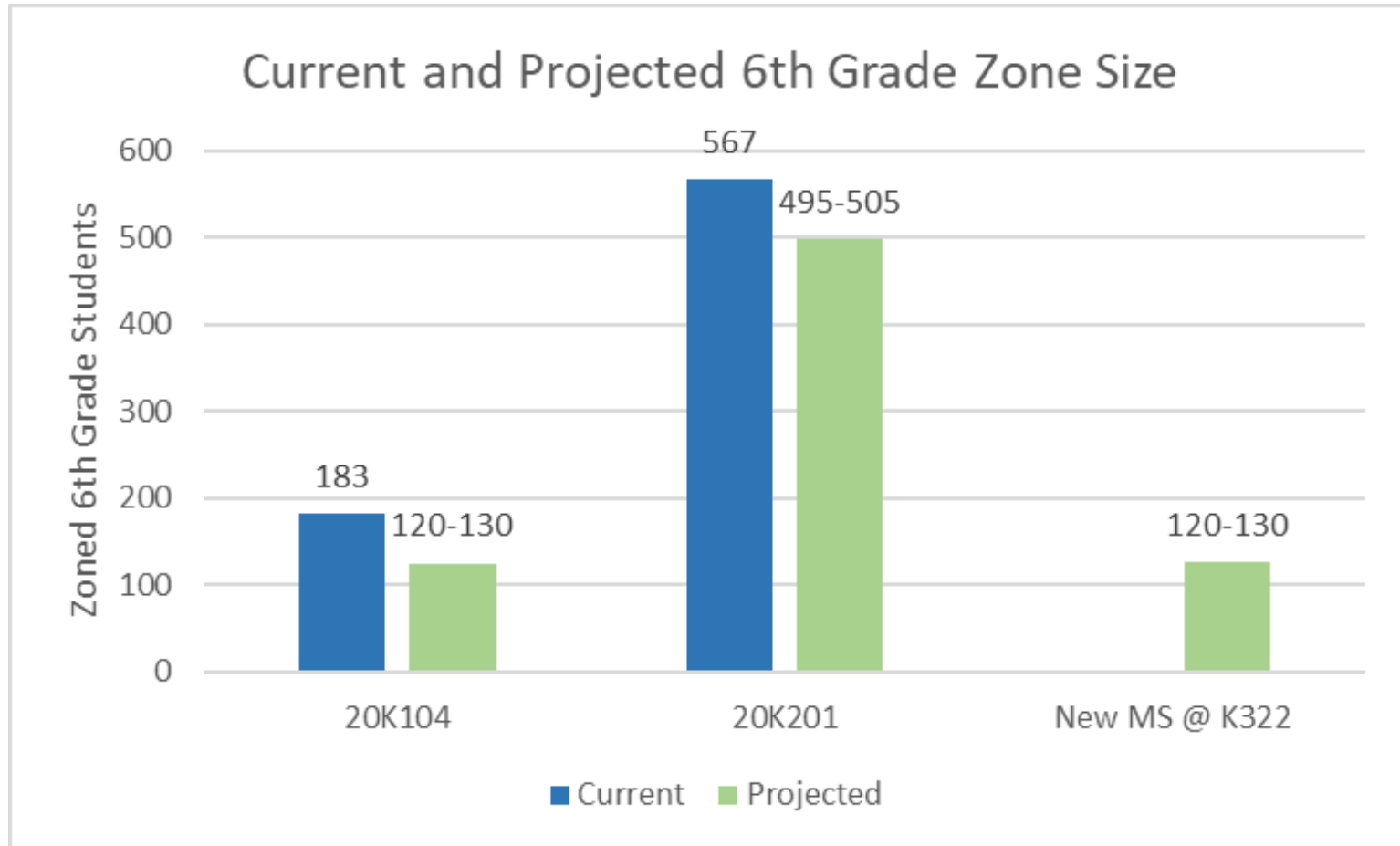
# Current District 20 MS Zones: K322 Area



# Proposed K322 Middle School Rezoning

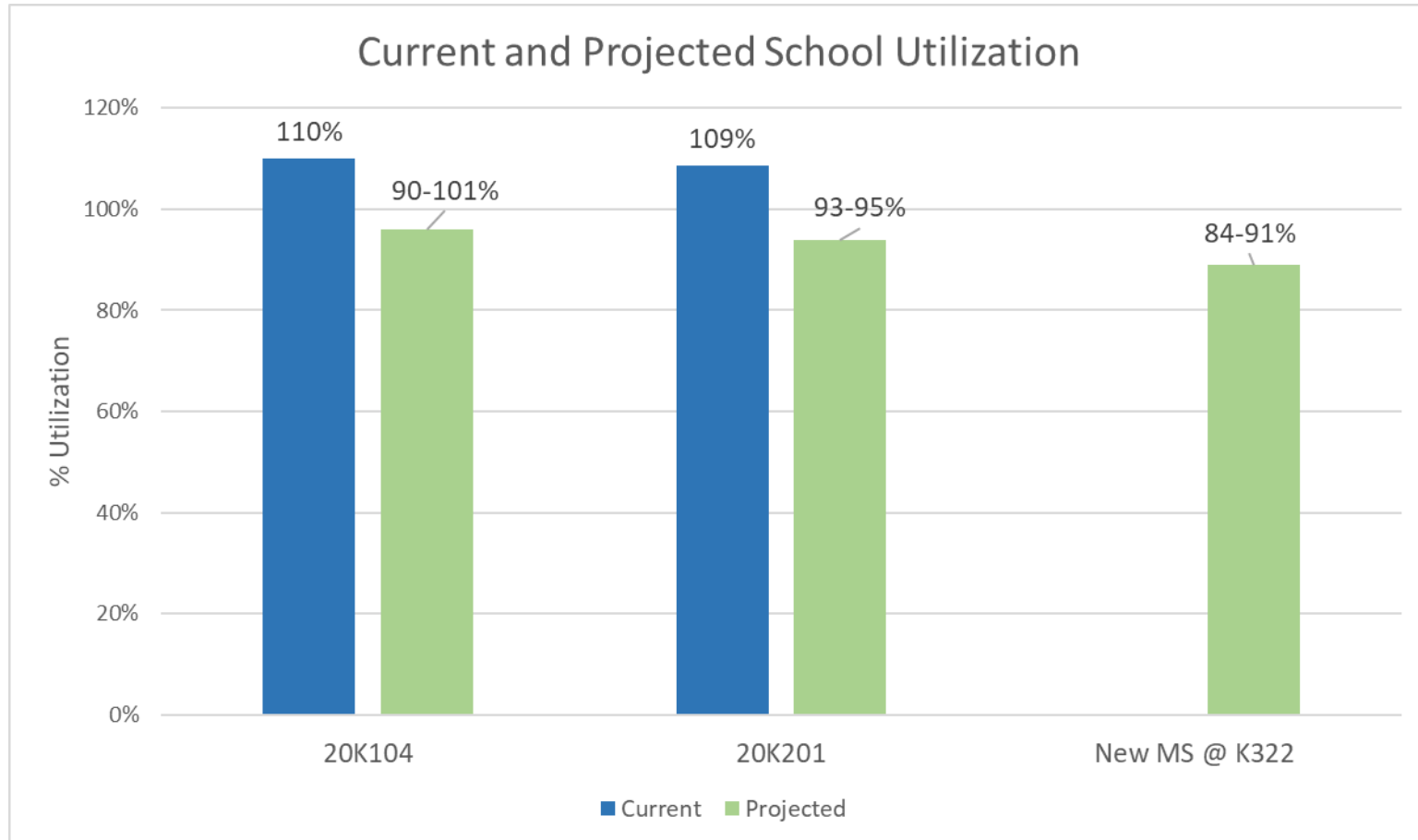


# K322: Potential Impact on 6th Grade Zone Size



1. Current 6<sup>th</sup> grade zone size based on three-year average (2020-2021, 2021-2022, 2022-2023).
2. Projected 6<sup>th</sup> grade zone size is when the rezoning is at scale

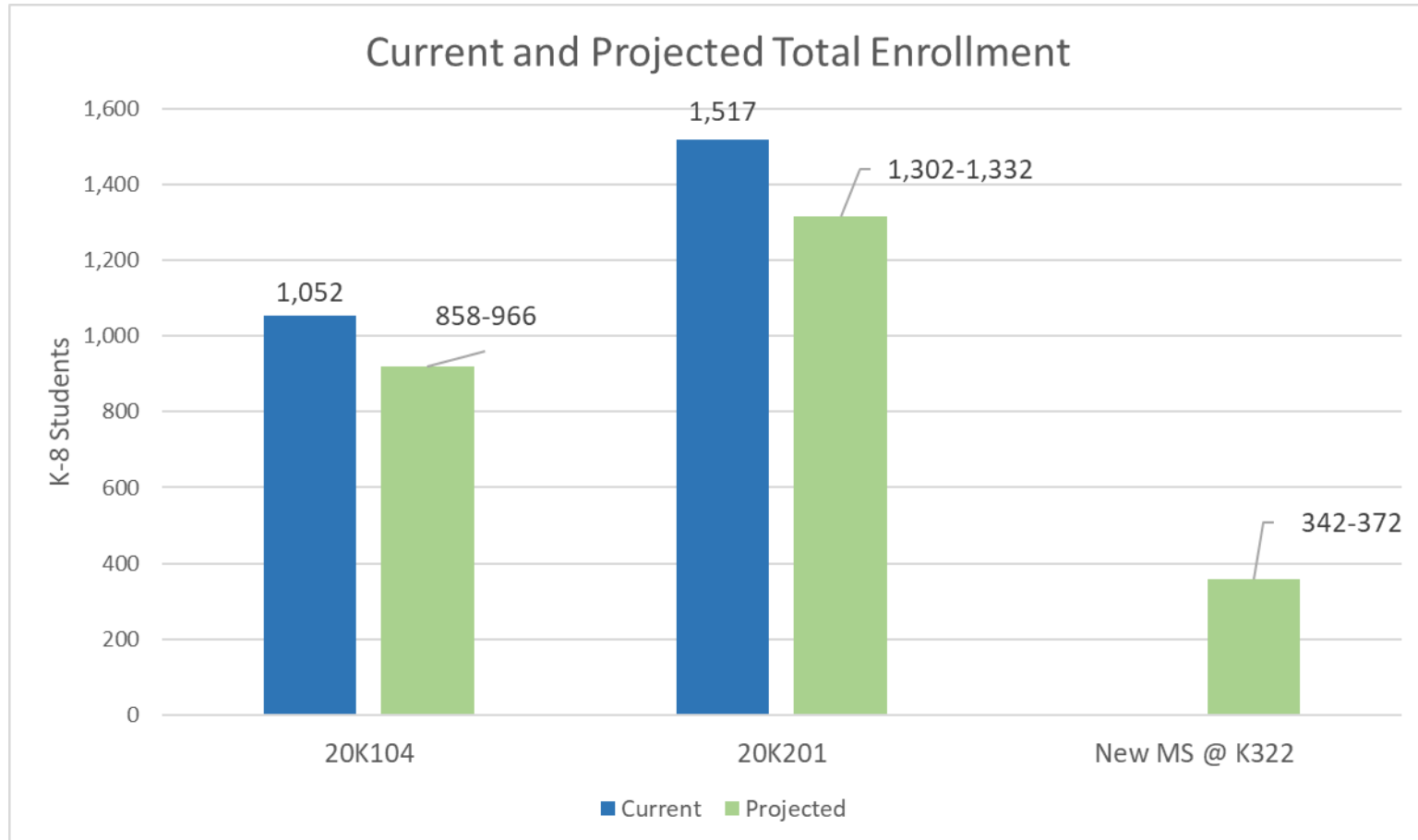
# K322: Potential Impact on School Utilization



1. Current utilization based on enrollment from 2023-2024 Register Projections and capacity from 2021-2022 Blue Book.
2. Projected utilization is when rezoning is at scale.



# K322: Potential Impact on Total Enrollment



1. Current enrollment based on 2023-2024 Register Projections .
2. Projected enrollment is when rezoning is at scale.

# Discussion, Questions, and Feedback



# Next Steps and Contact Information

# Next Steps

- Tonight, we are presenting K676 and K322 rezoning proposals for CEC 20.
- We anticipate that CEC 20 will vote on these rezonings at a Special Meeting in late September/early October for 2024-2025 implementation.
- This will allow families to be aware of the new zones during the school admissions cycle, which starts on October 11<sup>th</sup> for middle school and December 5<sup>th</sup> for elementary school.
- We are continuing to assess feedback and consider changes to the draft plan for K053 and plan to join the October 11 CEC meeting to share further information

# District Planning Contact Information

Shahrukh Tasnim, Director of Brooklyn South Planning  
[stasnim@schools.nyc.gov](mailto:stasnim@schools.nyc.gov)

Julianne Bozzo, Associate Director of Planning  
[jbozzo2@schools.nyc.gov](mailto:jbozzo2@schools.nyc.gov)

Jyoti Folch-Berman, Associate Director of Brooklyn South Planning  
[jfolch5@schools.nyc.gov](mailto:jfolch5@schools.nyc.gov)

Bryan Smith, Associate Director of Analytics  
[bsmith46@schools.nyc.gov](mailto:bsmith46@schools.nyc.gov)

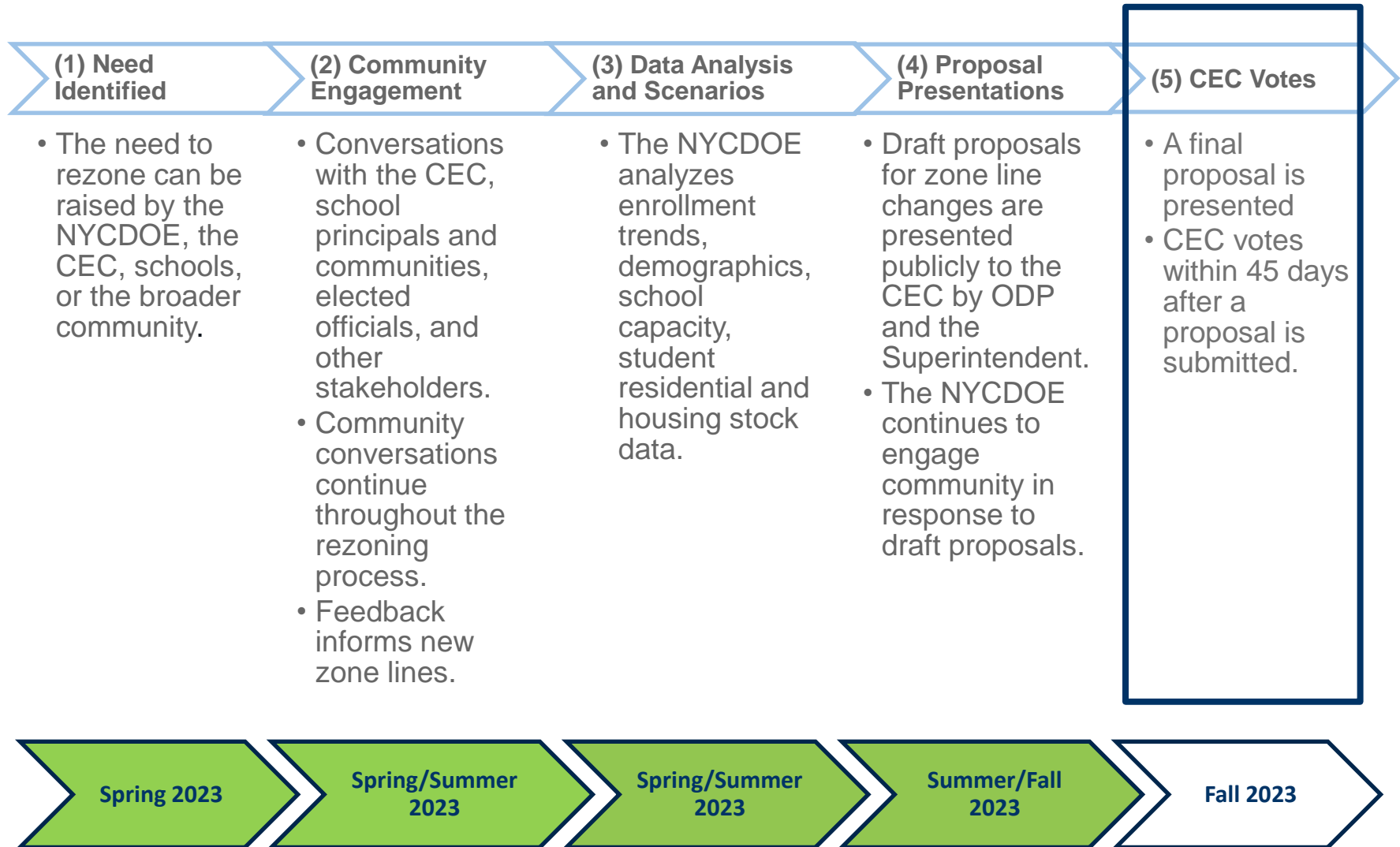
Kristina Chan, Associate Director of Analytics  
[kchan31@schools.nyc.gov](mailto:kchan31@schools.nyc.gov)

**Please also feel welcome to direct any feedback and questions  
to [BrooklynZoning@schools.nyc.gov](mailto:BrooklynZoning@schools.nyc.gov).**

# Appendix

## Rezoning Timeline

# Rezoning Timeline



# **Appendix**

## **K676 Elementary Rezoning**

# Impact on Elementary School Enrollment

DBN	School Name	Current K Enrollment <sup>1</sup>	Projected K Enrollment <sup>2</sup>	Current Total Enrollment <sup>1</sup>	Projected Total Enrollment <sup>2</sup>
20K310	The School For Future Leaders	82	55-65	528	330-390
20K176	P.S. 176 Ovington	149	135-145	1,074	844-904
20K112	P.S. 112 Lefferts Park	119	90-100	721	564-624
20KTBD	New Elementary School	-	70	-	390-450

1. Current enrollment based on 2023-2024 Register Projections .
2. Projected enrollment is when rezoning is at scale.

# Impact on Kindergarten Zone Size

DBN	School Name	Current Zone Size <sup>1</sup>	Projected Zone Size <sup>2</sup>	Change
20K310	The School For Future Leaders	80	60-70	Decrease
20K176	P.S. 176 Ovington	194	155-165	Decrease
20K112	P.S. 112 Lefferts Park	131	95-105	Decrease
20KTBD	New Elementary School	-	80-90	-

1. Current K zone size based on three-year average (2020-2021, 2021-2022, 2022-2023).

2. Projected K zone size is when the rezoning is at scale



# Impact on Elementary School Utilization

DBN	School Name	Capacity <sup>1</sup>	Current Org Utilization <sup>2</sup>	Projected Org Utilization <sup>3</sup>	Change
20K310	The School For Future Leaders	280	189%	118-139%	Decrease
20K176	P.S. 176 Ovington	899	119%	94-101%	Decrease
20K112	P.S. 112 Lefferts Park	622	116%	91-100%	Decrease
20KTBD	New Elementary School	547	-	86-100%	-

1. Current capacity based on 2021-2022 Blue Book.

2. Current utilization based on enrollment from 2023-2024 Register Projections and capacity from 2021-2022 Blue Book.

3. Projected utilization is when rezoning is at scale.

# Current Elementary School Section Counts

DBN	School Name	Grades K-2 <sup>1</sup>	Grades 3-5 <sup>1</sup>	Special Classes
20K310	The School For Future Leaders	3-4	3-4	1
20K176	P.S. 176 Ovington	7-8	8	4
20K112	P.S. 112 Lefferts Park	5	4-5	2
20KTBD	New Elementary School	-	-	-

1. Includes GE/ICT only.

# Projected Elementary School Section Counts

DBN	School Name	Grades K-2 <sup>1</sup>	Grades 3-5 <sup>1</sup>	Special Classes
20K310	The School For Future Leaders	3	3	1
20K176	P.S. 176 Ovington	7	6-7	4
20K112	P.S. 112 Lefferts Park	5	4-5	2
20KTBD	New Elementary School	4	3-4	2

1. Includes GE/ICT only.

# Current Elementary School Average Class Sizes

DBN	School Name	Grades K-2 <sup>1</sup>	Grades 3-5 <sup>1</sup>	Special Classes
20K310	The School For Future Leaders	27	25	10
20K176	P.S. 176 Ovington	24	24	9
20K112	P.S. 112 Lefferts Park	25	25	8
20KTBD	New Elementary School	-	-	-

1. Includes GE/ICT Only
2. Based on 2022-2023 Audited Register

# Projected Elementary School Average Class Sizes

DBN	School Name	Grades K-2 <sup>1</sup>	Grades 3-5 <sup>1</sup>	Special Classes
20K310	The School For Future Leaders	18-20	20-23	6-12
20K176	P.S. 176 Ovington	18-20	20-23	6-12
20K112	P.S. 112 Lefferts Park	18-20	20-23	6-12
20KTBD	New Elementary School	18-20	20-23	-

1. Includes GE/ICT only.

# Impact on Kindergarten

## Zone Retention and Zone Enrollment

DBN	School Name	Current Zone Retention <sup>1</sup>	Projected Zone Retention	Current Zone Enrollment <sup>1</sup>	Projected Zone Enrollment
20K310	The School For Future Leaders	78%	75% - 85%	73%	80% - 90%
20K176	P.S. 176 Ovington	79%	75% - 85%	95%	85% - 95%
20K112	P.S. 112 Lefferts Park	80%	75% - 85%	84%	80% - 90%
20KTBD	New Elementary School	-	75% - 85%	-	90% - 100%

1. Based on three-year average (2020-2021, 2021-2022, 2022-2023).

# Kindergarten Zone Demographics

## Current Ethnicity<sup>1</sup>

DBN	School Name	Asian	Black	Hispanic	White	Other
20K310	The School For Future Leaders	75%	0%	12%	11%	2%
20K176	P.S. 176 Ovington	58%	1%	24%	15%	1%
20K112	P.S. 112 Lefferts Park	38%	0%	37%	22%	2%
20KTBD	New Elementary School	-	-	-	-	-

1. Current school ethnicity based on three-year average (2020-2021, 2021-2022, 2022-2023).

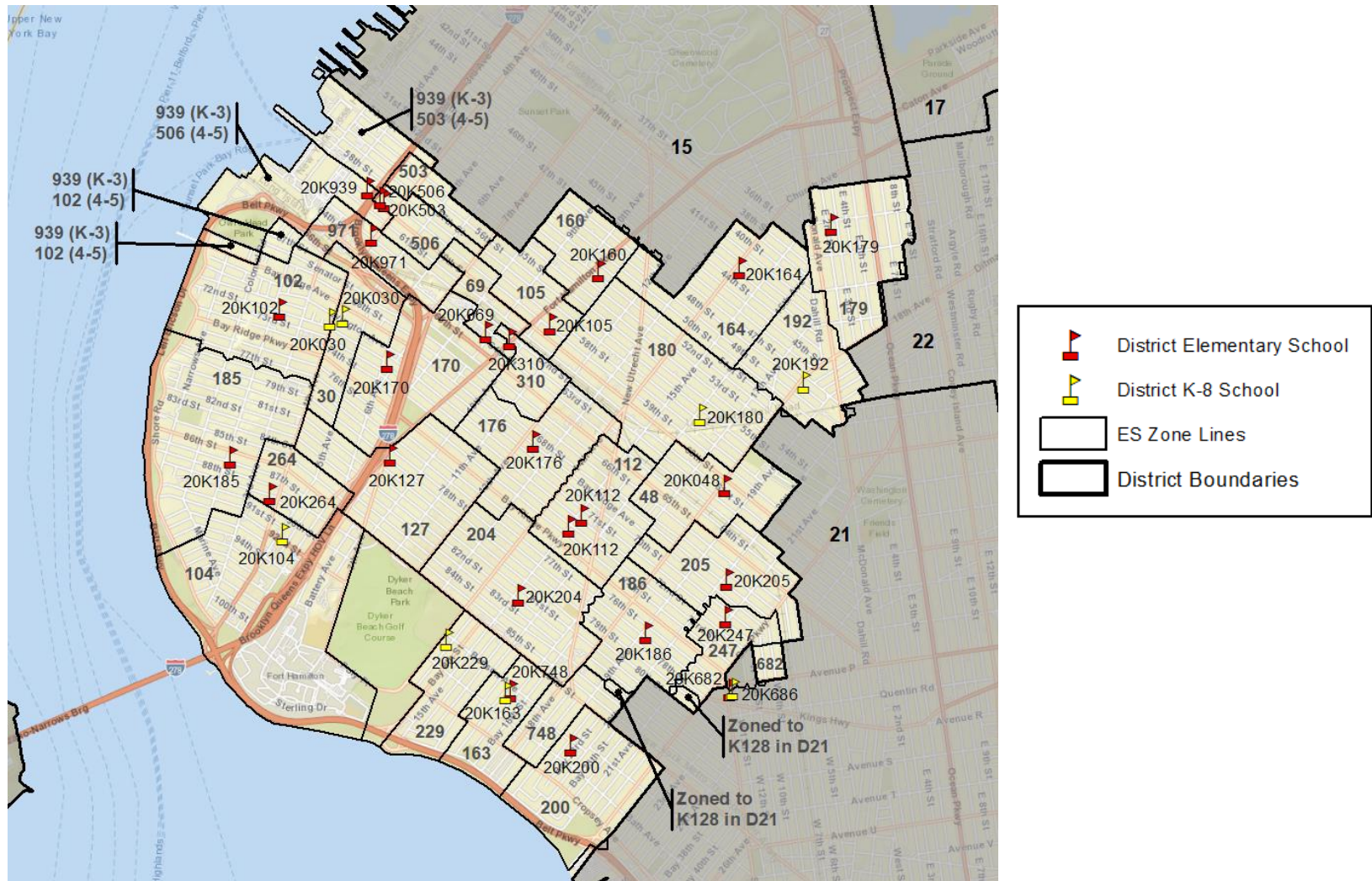
# Kindergarten Zone Demographics

## Projected Ethnicity

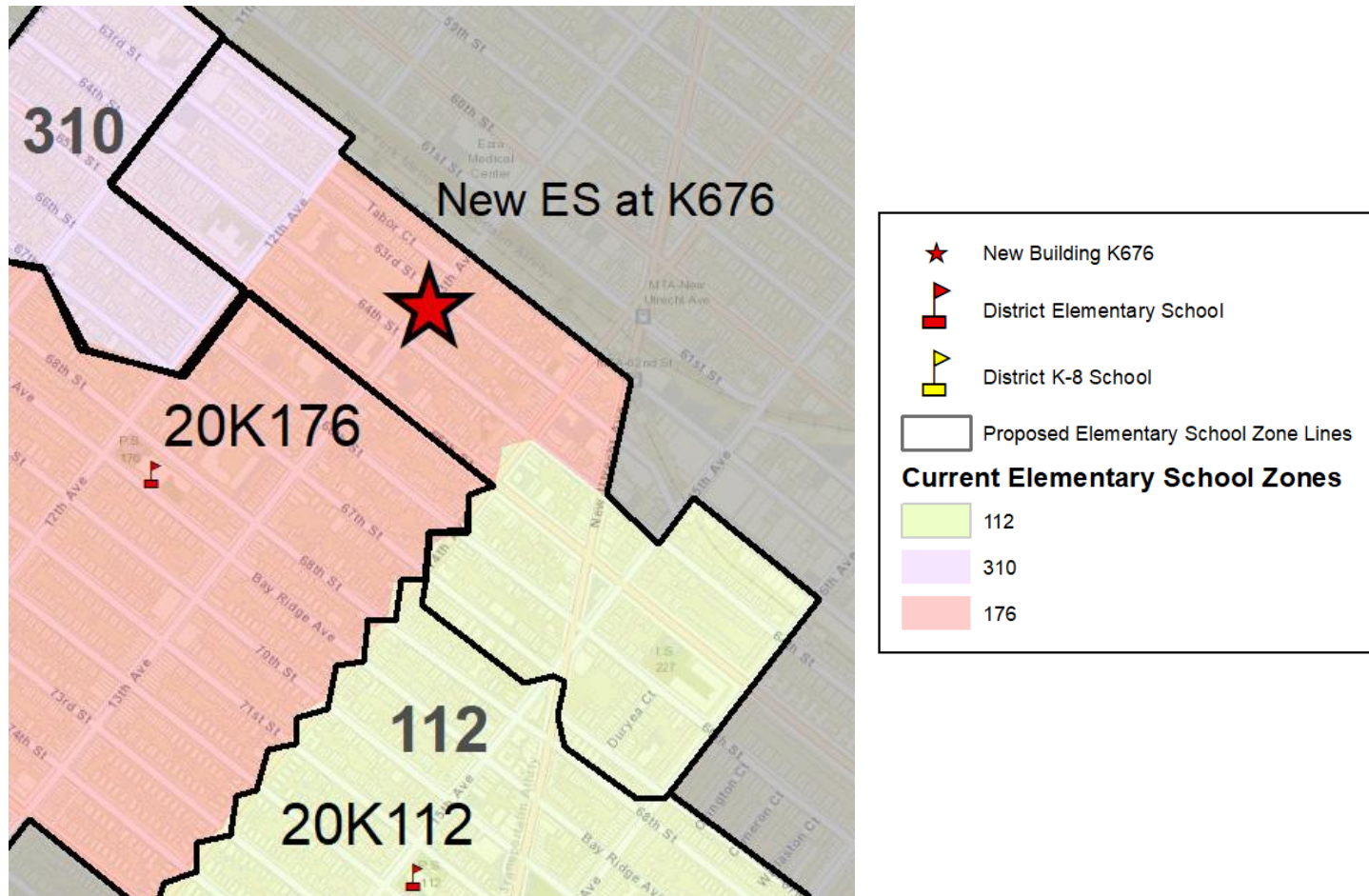
DBN	School Name	Asian	Black	Hispanic	White	Other
20K310	The School For Future Leaders	70% - 80%	0% - 10%	5% - 15%	5% - 15%	0% - 10%
20K176	P.S. 176 Ovington	55% - 65%	0% - 10%	20% - 30%	10% - 20%	0% - 10%
20K112	P.S. 112 Lefferts Park	30% - 40%	0% - 10%	35% - 45%	20% - 30%	0% - 10%
20KTBD	New Elementary School	55% - 65%	0% - 10%	20% - 30%	10% - 20%	0% - 10%



# Current District 20 Elementary School Zones

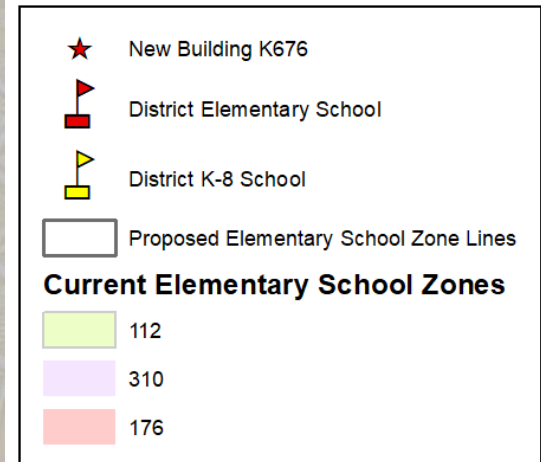
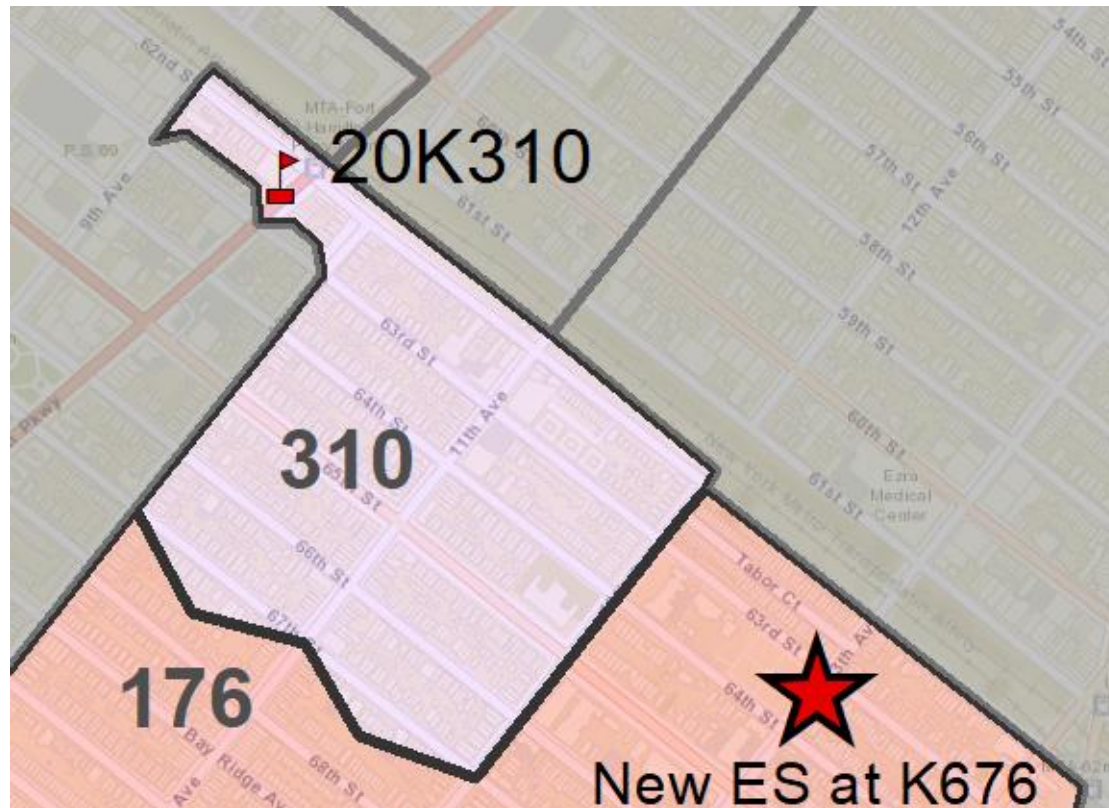


# Proposed Zone Lines K676: New Zone

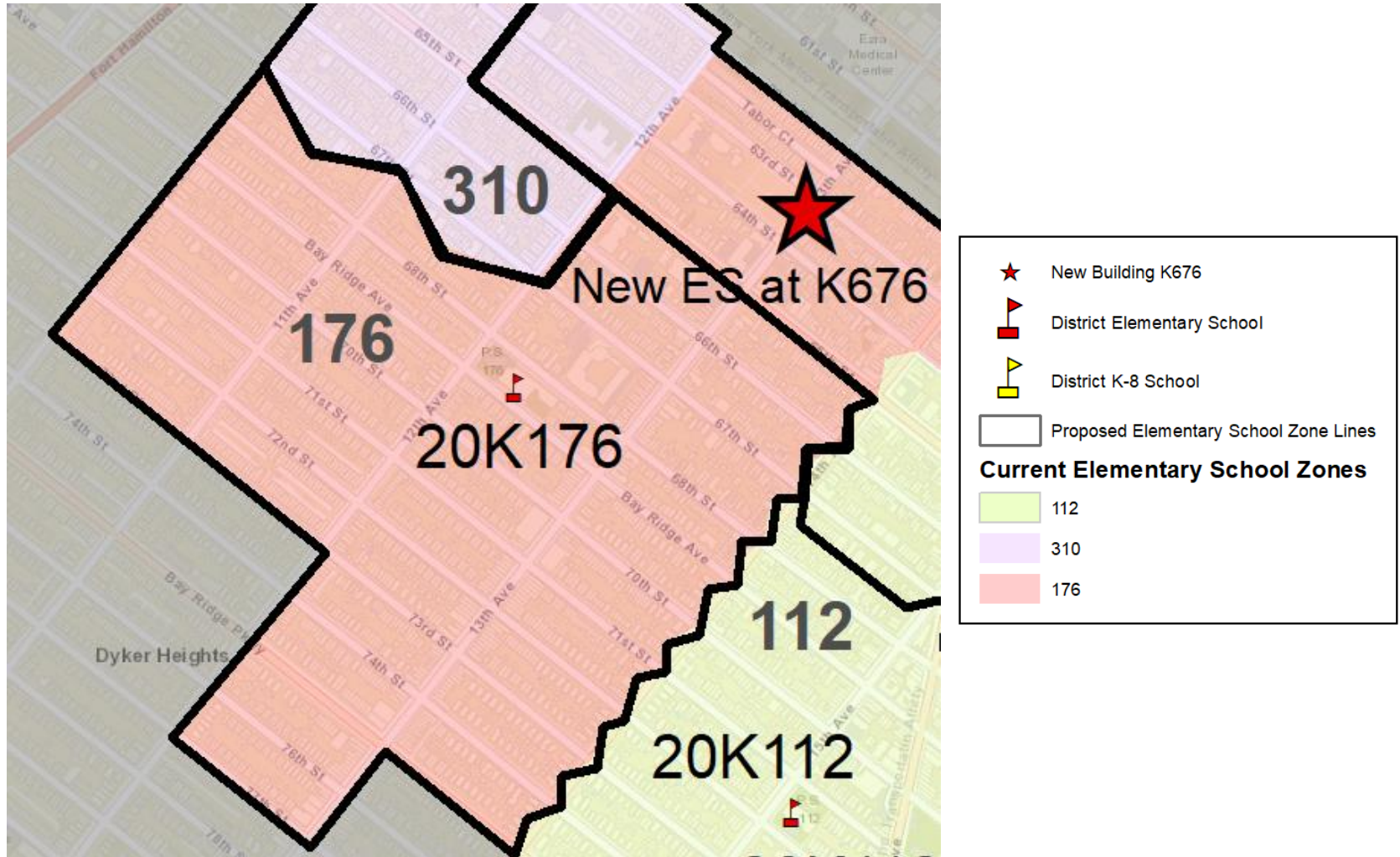




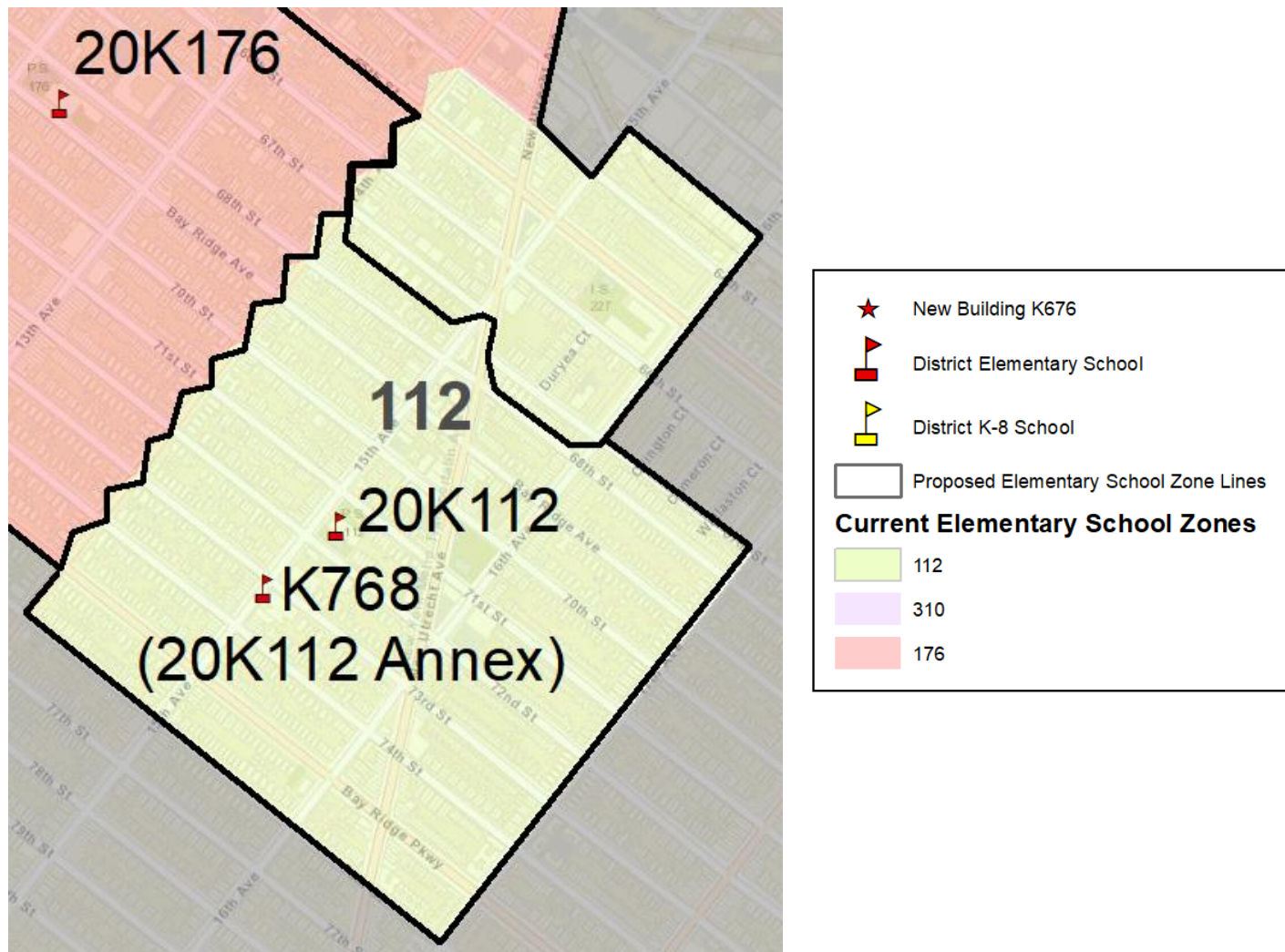
# Proposed Zone Lines K676: 20K310



# Proposed Zone Lines K676: 20K176



# Proposed Zone Lines K676: 20K112



# **Appendix**

## **K322 Middle School Rezoning**



# Impact on 6th Grade Zone Size

DBN	School Name	Current Zone Size <sup>1</sup>	Projected Zone Size <sup>2</sup>	Change
20K104	P.S./I.S. 104 The Fort Hamilton School	183	120-130	Decrease
20K201	The Madeleine Brennan School	567	495-505	Decrease
20KTBD	New Middle School	N/A	120-130	N/A

1. Current 6<sup>th</sup> grade zone size based on three-year average (2020-2021, 2021-2022, 2022-2023).
2. Projected 6<sup>th</sup> grade zone size is when the rezoning is at scale

# Impact on Middle School Enrollment

DBN	School Name	Current 6 <sup>th</sup> Grade Enrollment <sup>1</sup>	Projected 6 <sup>th</sup> Grade Enrollment <sup>2</sup>	Current Total Enrollment <sup>1</sup>	Projected Total Enrollment <sup>2</sup>
20K104	P.S./I.S. 104 The Fort Hamilton School	151	110-120	1,052	858-966
20K201	The Madeleine Brennan School	485	410-420	1,517	1,302-1,332
20KTBD	New Middle School	N/A	110-120	N/A	342-372

1. Current enrollment based on 2023-2024 Register Projections .
2. Projected enrollment is when rezoning is at scale.



# Impact on Middle School Utilization

DBN	School Name	Capacity <sup>1</sup>	Current Org Utilization <sup>2</sup>	Projected Org Utilization <sup>3</sup>	Change
20K104	P.S./I.S. 104 The Fort Hamilton School	957	110%	90-101%	Decrease
20K201	The Madeleine Brennan School	1,398	109%	93-95%	Decrease
20KTBD	New Middle School	403	N/A	84-91%	N/A

1. Current capacity based on 2021-2022 Blue Book.

2. Current utilization based on enrollment from 2023-2024 Register Projections and capacity from 2021-2022 Blue Book.

3. Projected utilization is when rezoning is at scale.

# Current Middle School Section Counts

DBN	School Name	GE/ICT	Special Classes
20K104	P.S./I.S. 104 The Fort Hamilton School	5	6
20K201	The Madeleine Brennan School	17	6
20KTBD	New Middle School	N/A	N/A

1. Includes GE/ICT only.

# Projected Middle School Section Counts

DBN	School Name	GE/ICT	Special Classes
20K104	P.S./I.S. 104 The Fort Hamilton School	5	6
20K201	The Madeleine Brennan School	18	6
20KTBD	New Middle School	5	1

# Current Middle School Average Class Sizes

DBN	School Name	GE/ICT	Special Classes
20K104	P.S./I.S. 104 The Fort Hamilton School	30	9
20K201	The Madeleine Brennan School	29	11
20KTBD	New Middle School	N/A	N/A

1. Based on 2022-2023 Audited Register.

# Projected Middle School Average Class Sizes

DBN	School Name	GE/ICT	Self-Contained
20K104	P.S./I.S. 104 The Fort Hamilton School	20-23	6-12
20K201	The Madeleine Brennan School	20-23	6-12
20KTBD	New Middle School	20-23	6-12

# Impact on 6th Grade

## Zone Retention and Zone Enrollment

DBN	School Name	Current Zone Retention <sup>1</sup>	Projected Zone Retention	Current Zone Enrollment <sup>1</sup>	Projected Zone Enrollment
20K104	P.S./I.S. 104 The Fort Hamilton School	70%	70-80%	80%	75-85%
20K201	The Madeleine Brennan School	73%	70-80%	81%	75-85%
20KTBD	New Middle School	N/A	65-75%	N/A	70-80%

1. Based on three-year average (2020-2021, 2021-2022, 2022-2023).

# 6th Grade Zone Demographics

## Current Ethnicity<sup>1</sup>

DBN	School Name	Asian	Black	Hispanic	White	Other
20K104	P.S./I.S. 104 The Fort Hamilton School	16%	5%	28%	47%	4%
20K201	The Madeleine Brennan School	54%	1%	19%	23%	3%
20KTBD	New Middle School	N/A	N/A	N/A	N/A	N/A

1. Current school ethnicity based on three-year average (2020-2021, 2021-2022, 2022-2023).

# 6th Grade Zone Demographics

## Projected Ethnicity

DBN	School Name	Asian	Black	Hispanic	White	Other
20K104	P.S./I.S. 104 The Fort Hamilton School	10-20%	0-10%	25-35%	40-50%	0-10%
20K201	The Madeleine Brennan School	55-65%	0-10%	15-25%	15-25%	0-10%
20KTBD	New Middle School	10-20%	0-10%	20-30%	45-55%	0-10%



# 6th Grade Zone Demographics

## Current and Projected % Poverty

DBN	School Name	Current % Poverty <sup>1</sup>	Projected % Poverty
20K310	The School For Future Leaders	84%	80% - 90%
20K176	P.S. 176 Ovington	83%	80% - 90%
20K112	P.S. 112 Lefferts Park	69%	60% - 70%
20KTBD	New Elementary School	-	75% - 85%

1. Current school poverty based on three-year average (2020-2021, 2021-2022, 2022-2023).

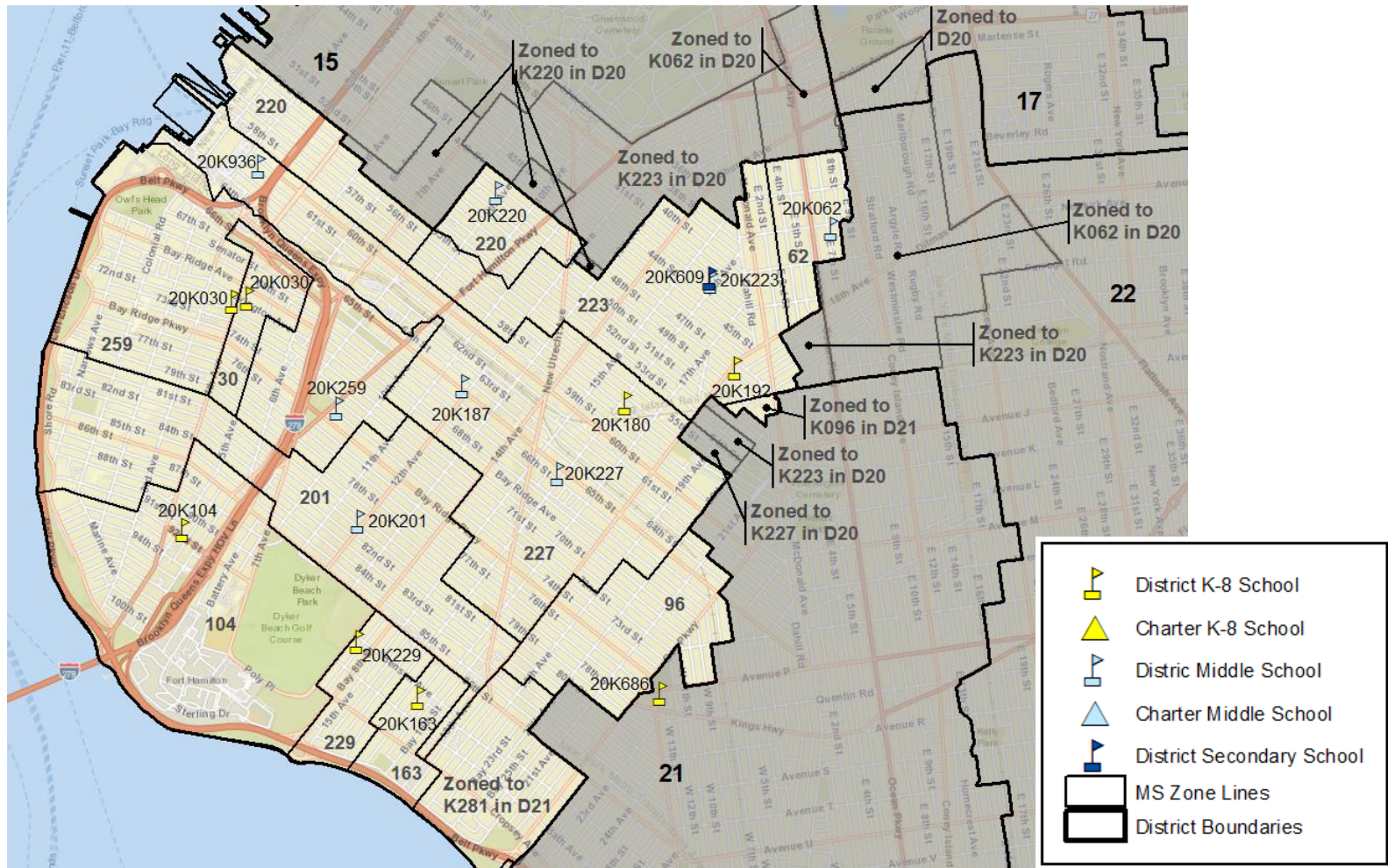
# 6th Grade Zone Demographics

## Current and Projected % Poverty

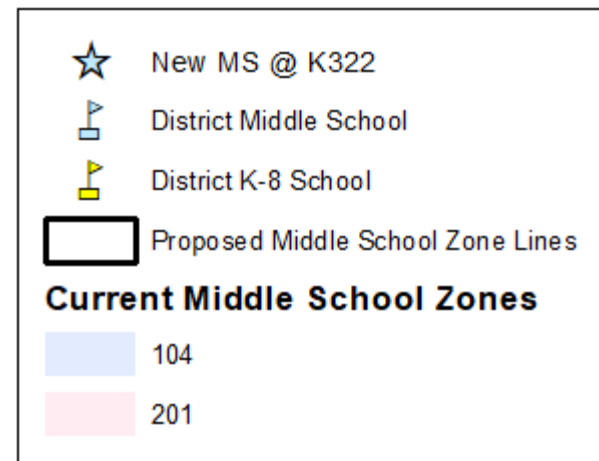
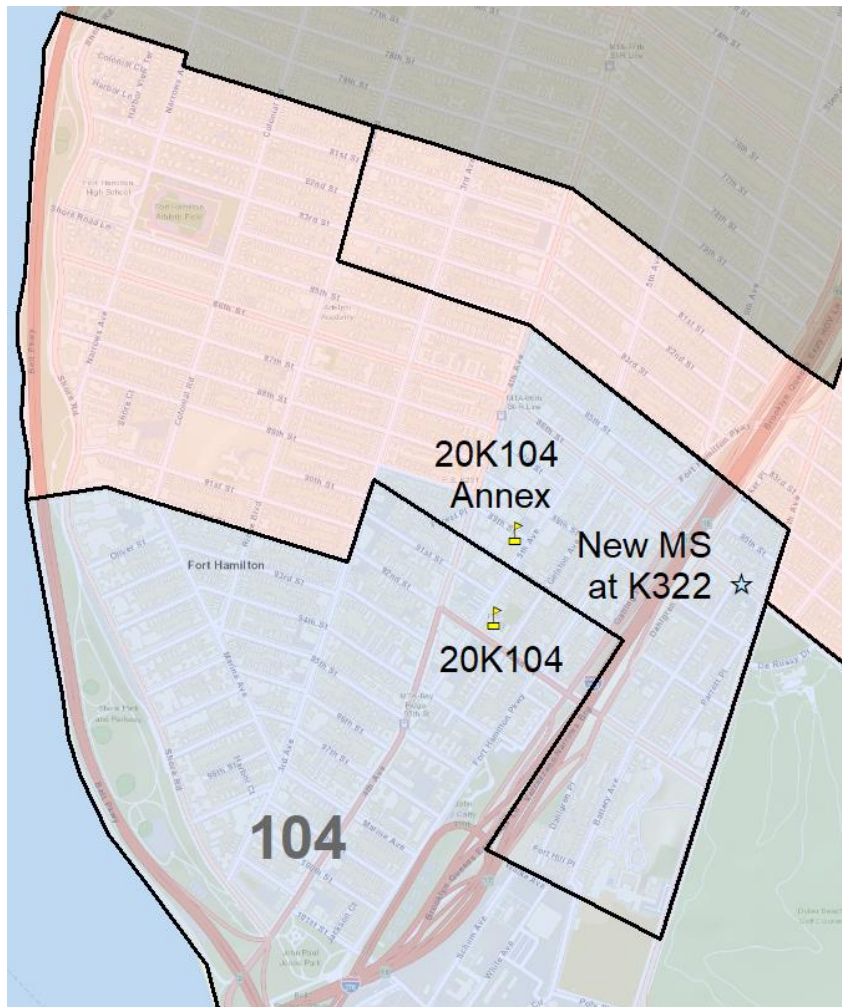
DBN	School Name	Current % Poverty <sup>1</sup>	Projected % Poverty
20K104	P.S./I.S. 104 The Fort Hamilton School	62%	55-65%
20K201	The Madeleine Brennan School	70%	70-80%
20KTBD	New Middle School	N/A	55-65%

1. Current school poverty based on three-year average (2020-2021, 2021-2022, 2022-2023).

# Current District 20 Middle School Zones

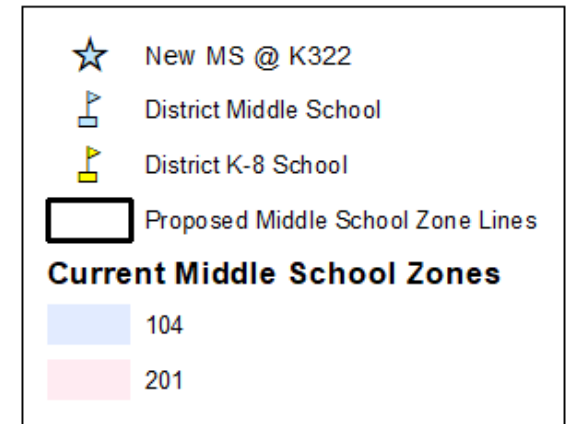
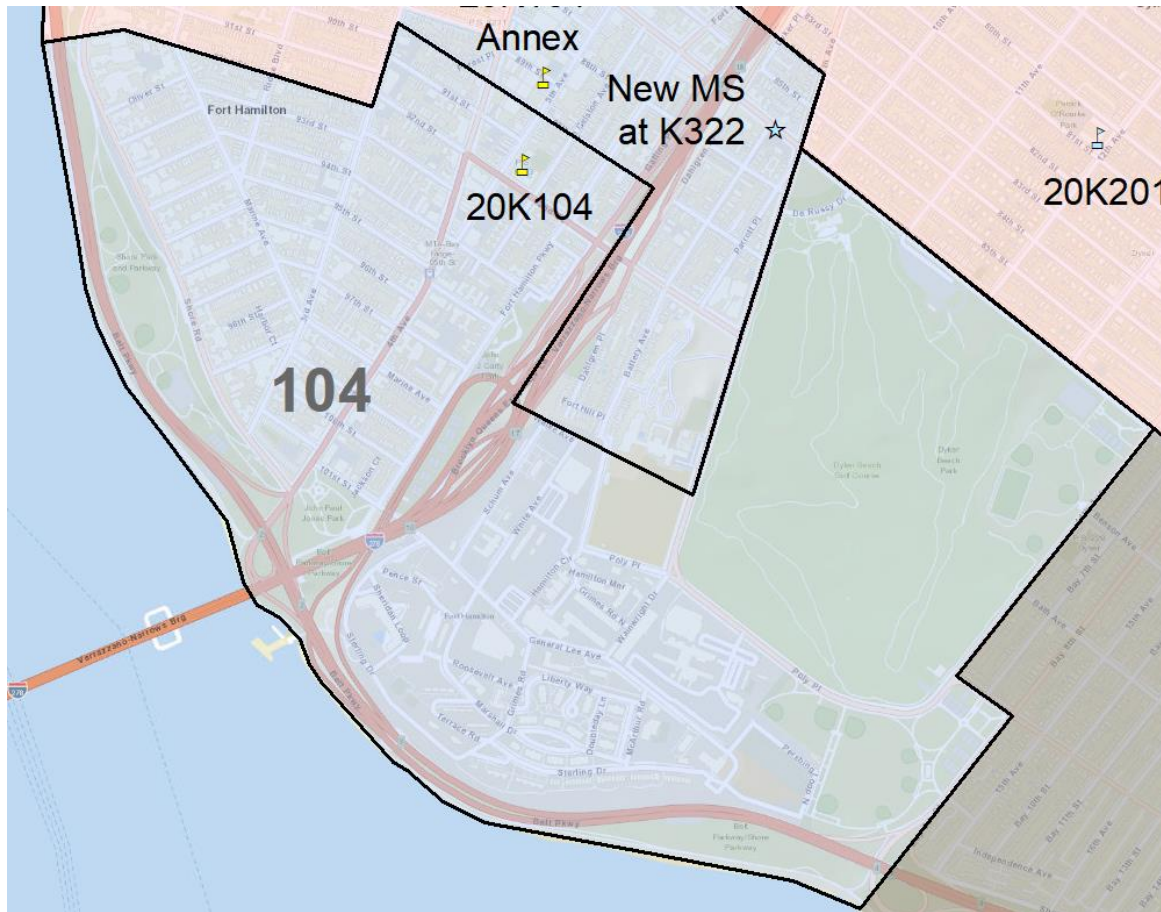


# Proposed Zone Lines K322: New Zone





# Proposed Zone Lines K322: 20K104



# Proposed Zone Lines K322: 20K201

