



Presentation to CEC 20: Proposed Elementary School Rezoning

Office of District Planning

October 16, 2019

What are the goals for tonight?

- Discuss proposed zone line changes for elementary schools in District 20, related to the opening of a new school building for the 2020-2021 school year
 - Initial draft changes to zone lines were presented at the September 25th CEC rezoning town hall meeting
- Tonight is an opportunity to:
 - Engage in authentic community dialogue about the new building and proposed elementary school zone line changes
 - Share additional details about current plan
 - Discuss next steps

Agenda

- What Have We Heard?
- Rezoning Process Review
- Rezoning Scenario and Impacts
- Next Steps
- Questions & Feedback
- Appendix

Questions to consider as we present:

- How can rezoning ensure equity and excellence in District 20?
- How would these potential changes affect:
 - My family?
 - My school?
 - The broader community?
- Do the scenarios make sense in terms of geography and impact to student travel?
- Do the projected enrollment and utilization rates align to school needs?
- How do we ensure new and existing schools in District 20 serve diverse student populations?

New Building K746



- Scheduled to open in the 2020-2021 school year at 270 59th Street
- 976 total seats for a new District 20 elementary school (20K939) and new District 20 middle school (20K936)
- Building is being constructed to help address severe overcrowding across District 20



What have we heard?

Main Questions Raised

- Who will the new building serve?
- How does the DOE develop proposed zone lines?
- Which students could be impacted by rezoning?
- How would enrollment at nearby schools be impacted by rezoning?
- How has safety been considered in planning for the new building?
 - Traffic safety
 - Pedestrian safety
 - Safety of the area
- Is there a plan for District 75 or special education seats in the new building?

Who will the new building serve?

- As mentioned, building K746 is planned to serve both a new district elementary school (20K939) and a new district middle school (20K936)
 - The elementary school will open with kindergarten in the 2020-2021 school year
 - Pending CEC approval of the proposed zone lines, the school will operate with a zoned admissions method
 - The middle school will open with sixth grade in the 2020-2021 school year
 - The middle school is planned to operate with a choice admissions method, open to students and residents of District 20

How does the DOE develop proposed zone lines?

- In order to draw new zone lines, the DOE:
 - Determines the appropriate number of students that should live in each zone (“target zone size”) based on space and historic demand trends
 - Projects future students residing in both existing housing and upcoming new residential construction
 - Draws new zones that:
 - Are projected to contain the target zone size for each school
 - Promote diversity and integration across schools
 - Take into account geographic barriers and travel distance

Which students would be impacted by rezoning?

- Incoming Kindergarten students beginning in the 2020-2021 school year
- New students to the DOE

Which students are not impacted by rezoning?

- Currently enrolled students
- Siblings
 - Pending CEC approval, children who live where a zone is changing can retain their zoned sibling priority for elementary school, if they have a sibling attending that school in grades K-5

How would enrollment at nearby schools be impacted by rezoning?

- Principals, CEC members, and the community provided feedback to be mindful of enrollment impact at nearby schools in the area
- The DOE carefully took that feedback into consideration in planning the new zones
- The rezoning plan aims to support schools that have historically experienced zoned waitlists and/or capped and overflowed students by decreasing the size of these schools' zones
- Additionally, the plan aims to reduce building utilization rates to better serve students

How has safety been considered in planning for the new building?

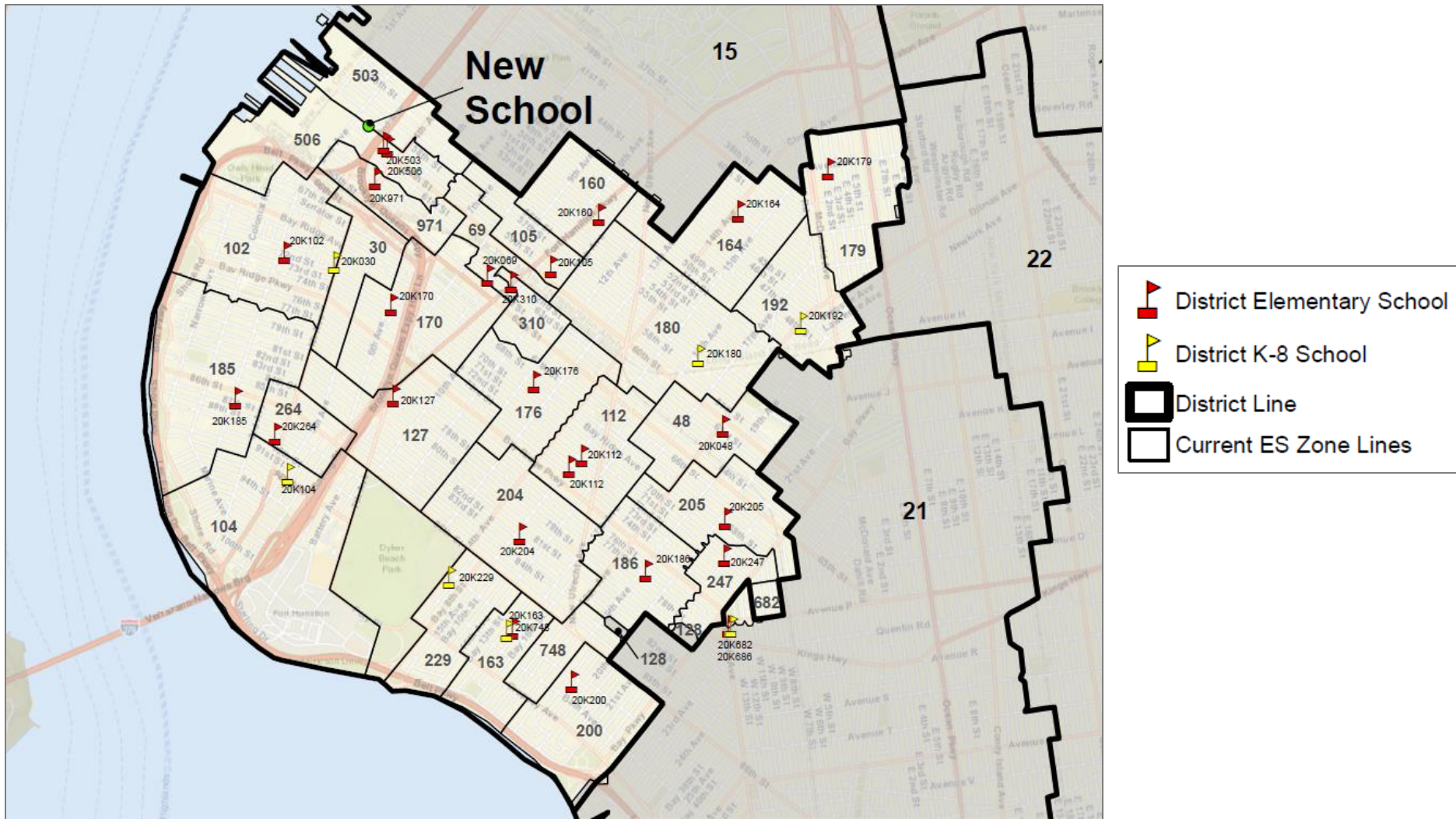
- The community has shared concerns about safety related to:
 - Traffic safety
 - Pedestrian safety
 - Safety of the area
- The DOE's Office of Pupil Transportation will work with the NYC Department of Transportation to ensure students can safely travel to and from school
- The DOE will work with the New York Police Department to plan for additional personnel, including crossing guards at the surrounding heavily trafficked intersections
- A School Safety Committee will be established for the new building per Chancellor's Regulation A-414

Is there a plan for special education seats or District 75 in the new building?

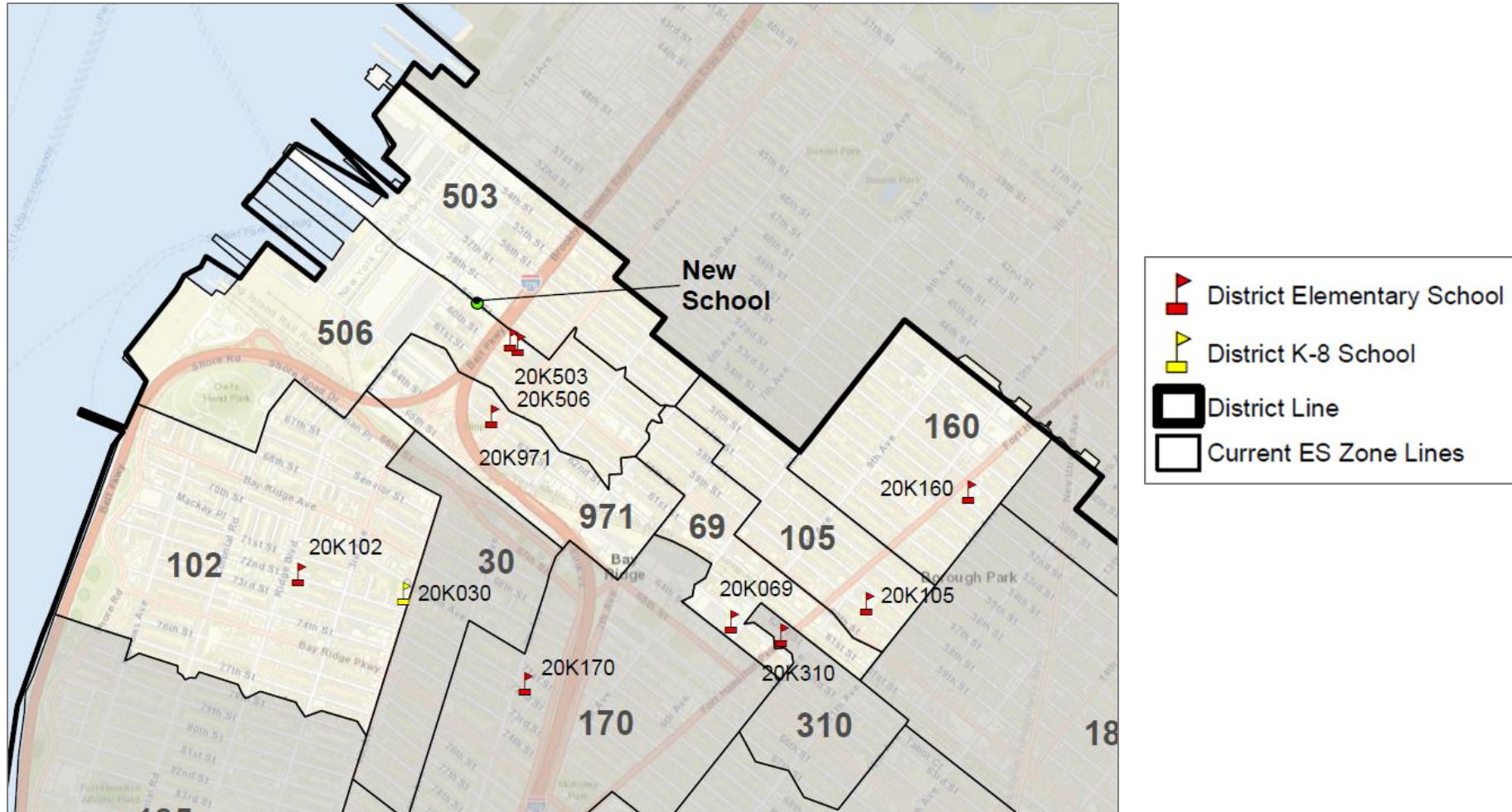
- Both the new elementary school and the new middle school are planned to serve special education students in special class sections
- The DOE is actively exploring opportunities for an inclusive plan to serve students with special needs in the new building and a plan to address the need for additional District 75 seats in the district

Rezoning Proposal and Impact

Current District 20 Elementary School Zones



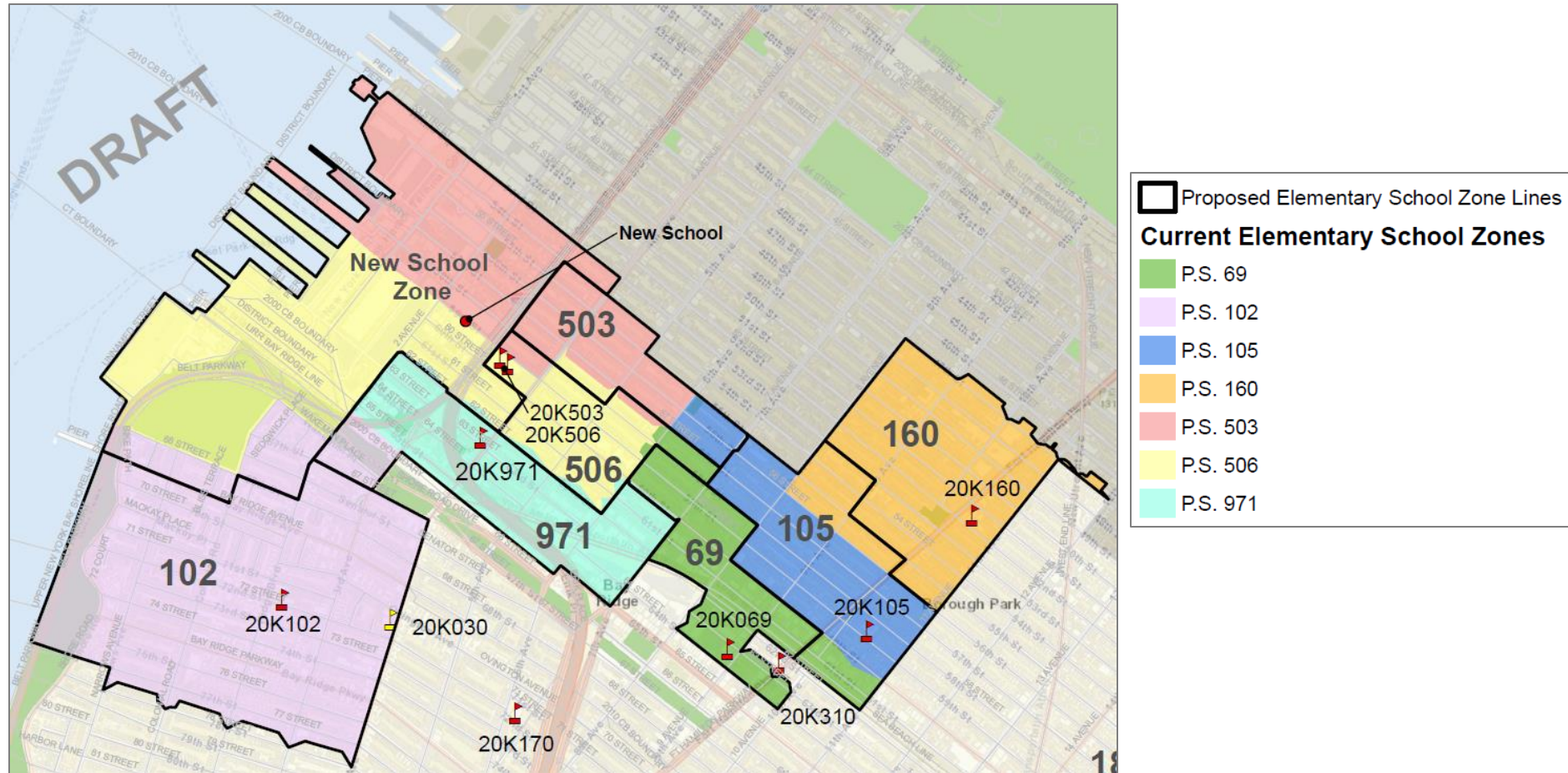
Area Impacted by Proposed Rezoning



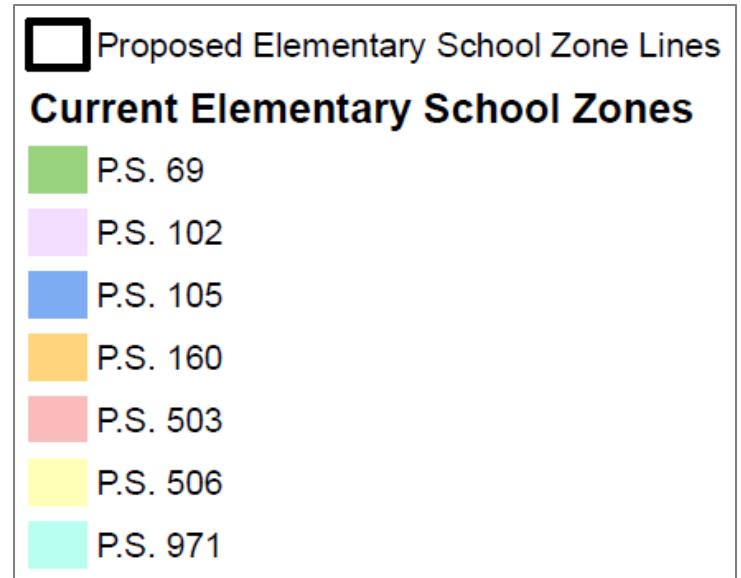
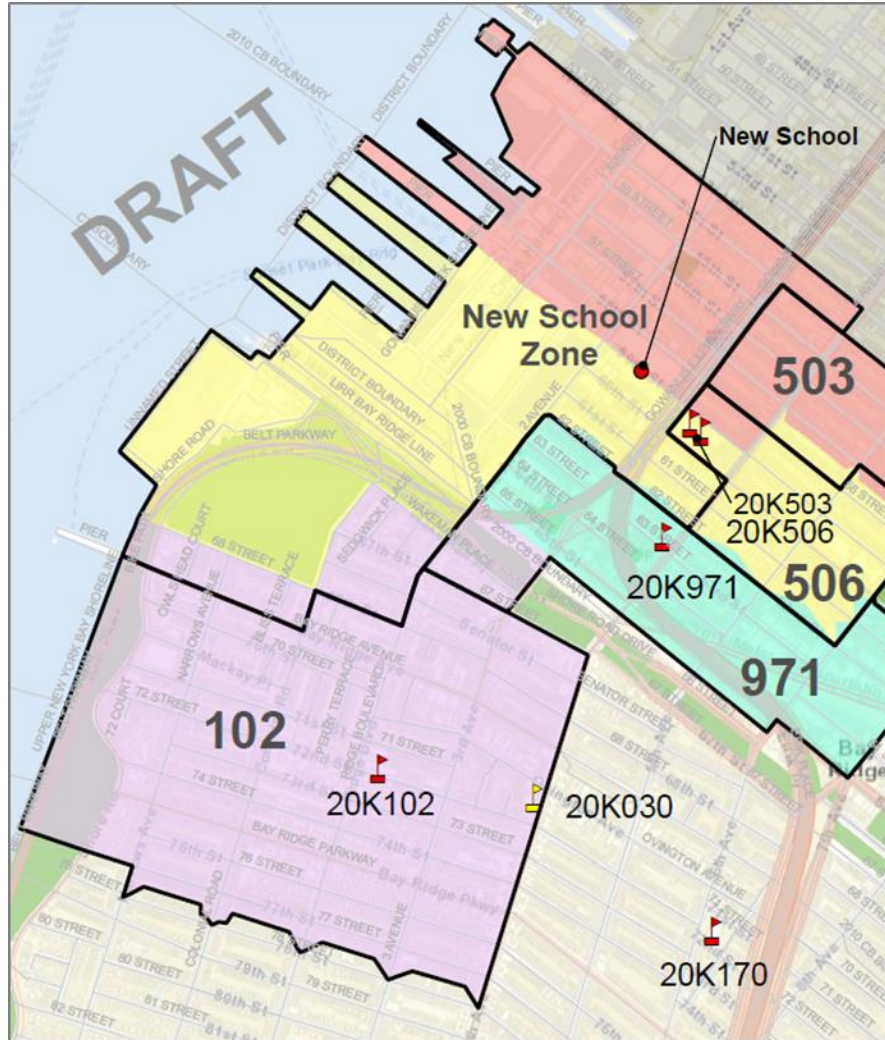
Interpreting the Maps

- The **colors** represent existing zones
- The **thick black** lines represent new proposed zone lines
- The **green** represents open space
- Proposed zone lines go down the middle of the street
- The number of students who live in a zone does not correlate to how large a zone is geographically
- Every city block is accounted for on the maps and in school zones, not just residential areas

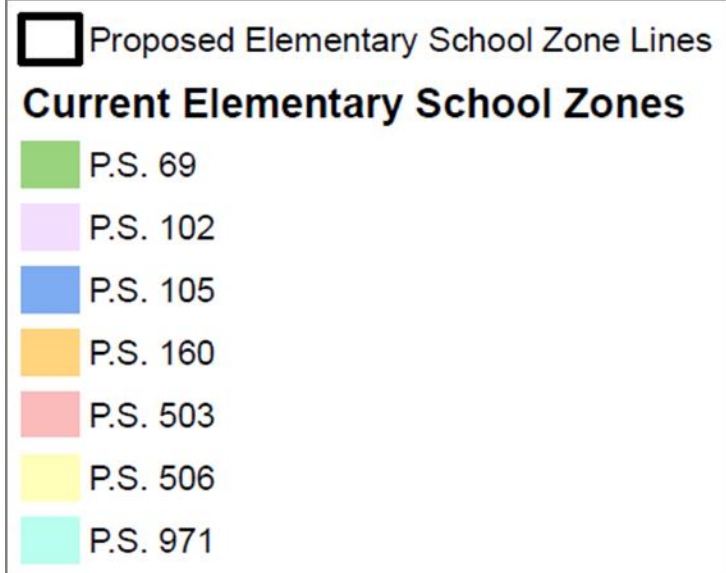
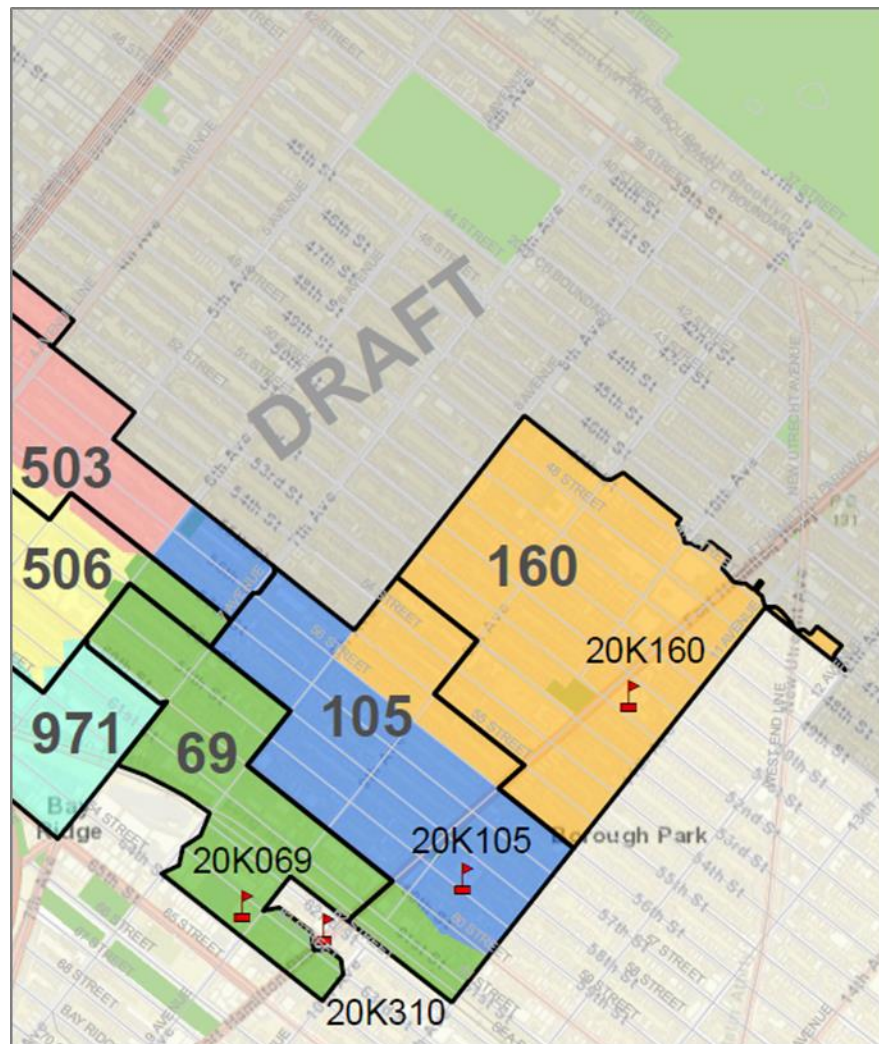
Proposed Elementary School Lines



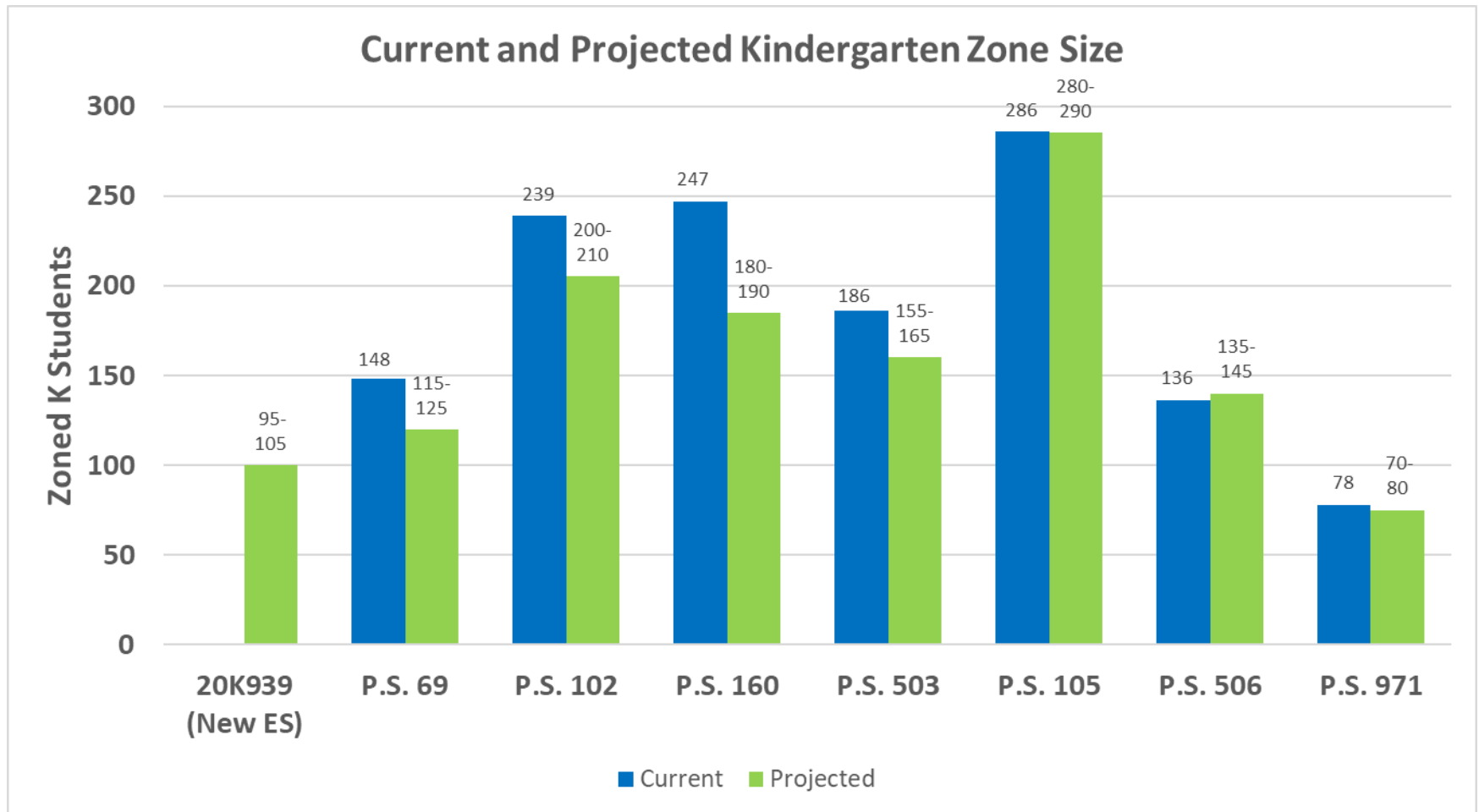
Proposed Elementary School Lines- Detail (West)



Proposed Elementary School Lines- Detail (East)

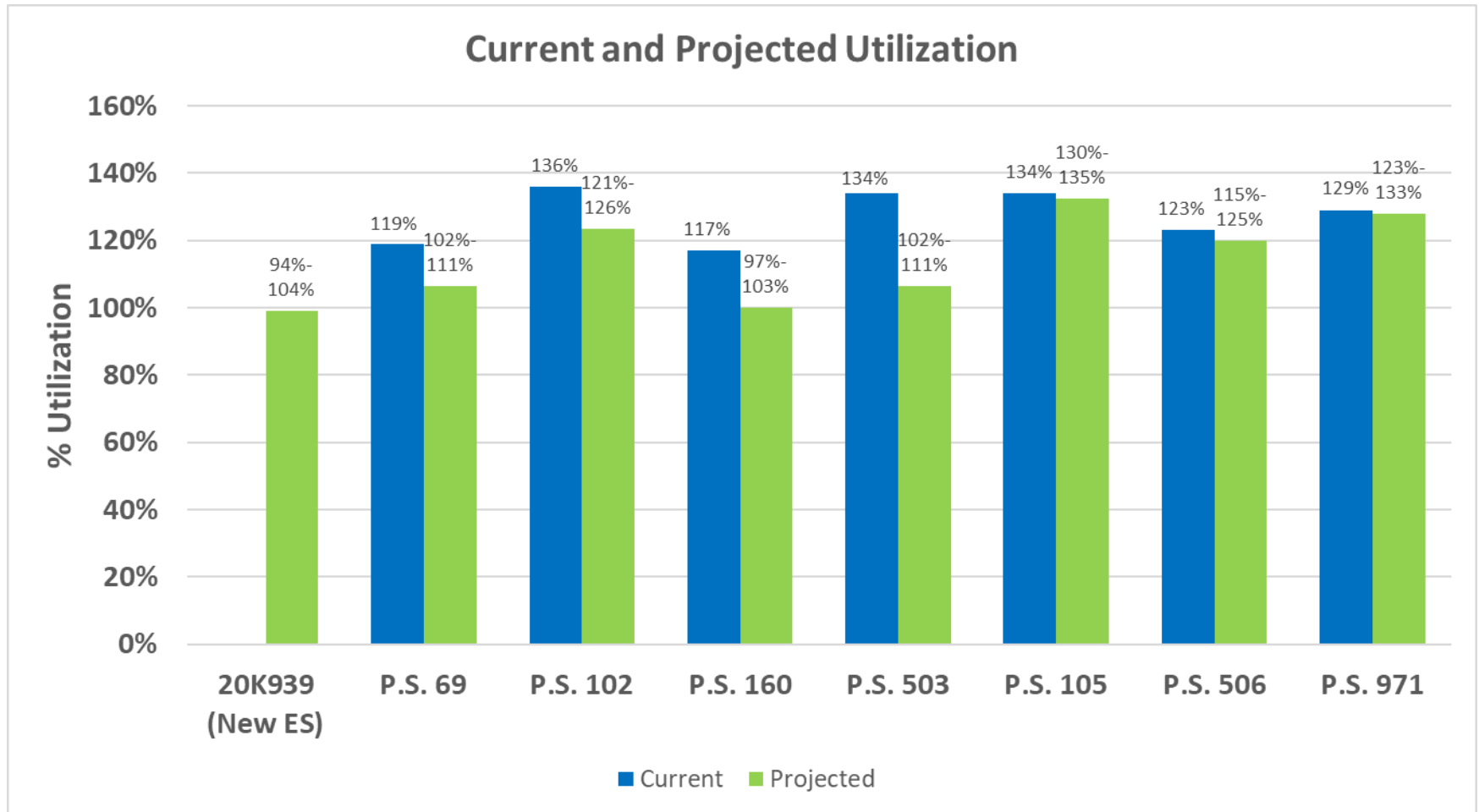


Impact on Kindergarten Zone Size



1. Based on three-year 2016-2018 average.
2. Projected zone size is when the rezoning is at scale

Impact on Elementary School Utilization

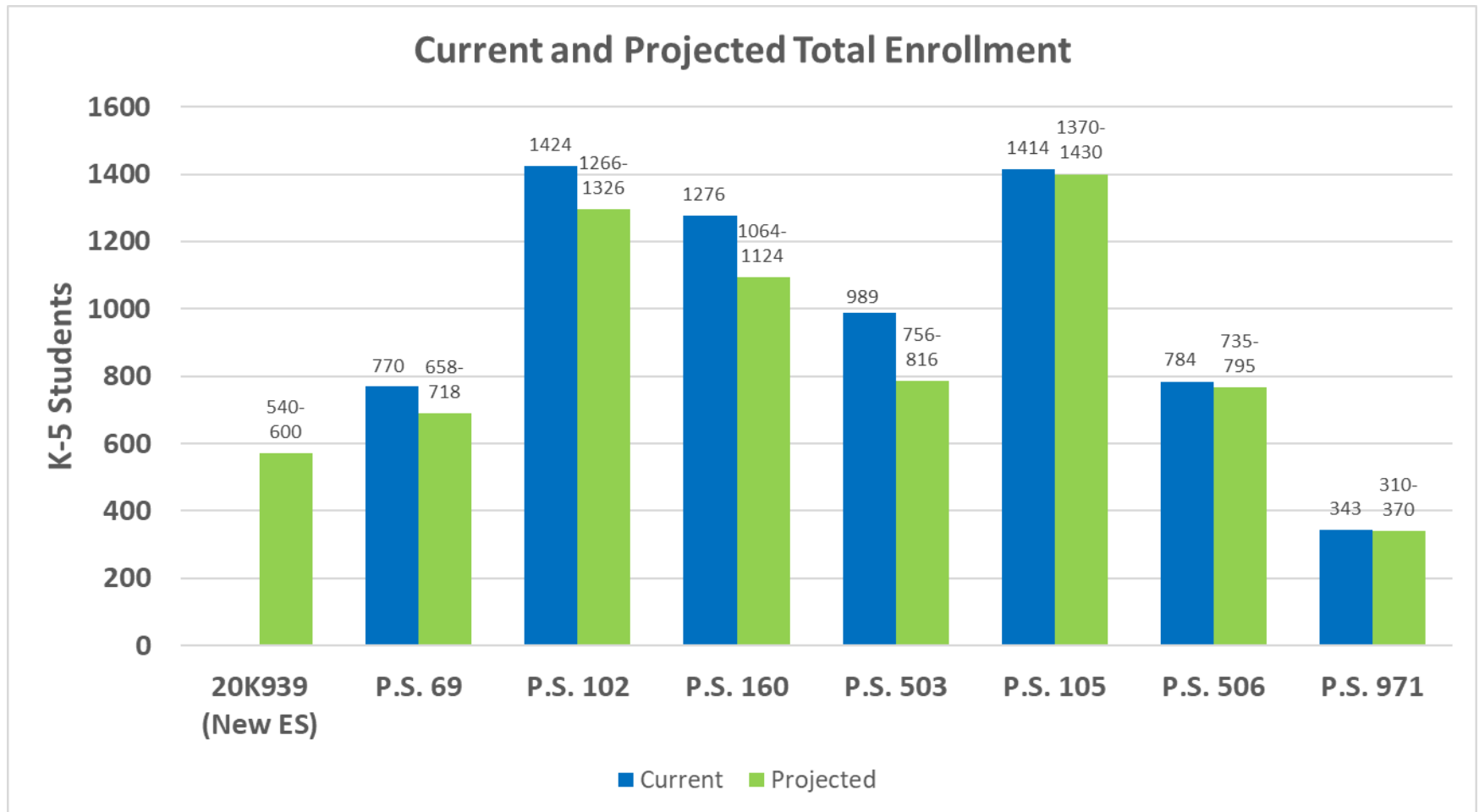


1. Based on 2017-2018 Blue Book.

2. Utilization based on 2018-2019 Audited Register and 2017-2018 Blue Book Capacity.

3. Projected utilization is when rezoning is at scale.

Impact on Elementary School Enrollment



1. Enrollment based on 2018-2019 Audited Register.
2. Projected enrollment is when rezoning is at scale.

Next Steps

What are the next steps?

- Tonight is an opportunity to review the proposed rezoning plan, provide feedback, and ask questions
- The DOE is presenting this proposal for CEC 20 to vote on this fall for 2020-2021 implementation
 - This will allow families to be aware of the zones during the school admissions cycle, which starts in December for Kindergarten

For Feedback and More Information:

Community
Education Council 20

- CEC20@schools.nyc.gov

Office of District
Planning

- BrooklynZoning@schools.nyc.gov
- <https://www.schools.nyc.gov/about-us/school-planning/district-planning>

Questions & Feedback?

Appendix

Appendix A1: Impact on Elementary School Enrollment

DBN	School Name	Current K Enrollment ¹	Projected K Enrollment ²	Current Total Enrollment ¹	Projected Total Enrollment ²
20K069	P.S. 69 Vincent D. Grippio School	128	115-125	770	658-718
20K102	P.S. 102 The Bayview	242	210-220	1424	1266-1326
20K105	P.S. 105 The Blythebourne	224	245-255	1414	1370-1430
20K160	P.S. 160 William T. Sampson	201	170-180	1276	1064-1124
20K503	P.S. 503: The School of Discovery	152	120-130	989	756-816
20K506	P.S. 506: The School of Journalism & Technology	122	145-155	784	735-795
20K971	School of Math, Science, and Healthy Living	64	60-70	343	310-370
20K939	New Elementary School	N/A	90-100	N/A	540-600

1. Enrollment based on 2018-2019 Audited Register.

2. Projected enrollment is when rezoning is at scale.

Appendix A2: Impact on Kindergarten Zone Size

DBN	School Name	Current Zone Size ¹	Projected Zone Size ²	Change
20K069	P.S. 69 Vincent D. Grippio School	148	115-125	Decrease
20K102	P.S. 102 The Bayview	239	200-210	Decrease
20K105	P.S. 105 The Blythebourne	286	280-290	No change
20K160	P.S. 160 William T. Sampson	247	180-190	Decrease
20K503	P.S. 503: The School of Discovery	186	155-165	Decrease
20K506	P.S. 506: The School of Journalism & Technology	136	135-145	No change
20K971	School of Math, Science, and Healthy Living	78	70-80	No change
20K939	New Elementary School	N/A	95-105	Increase

1. Based on three-year 2016-2018 average.

2. Projected zone size is when the rezoning is at scale

Appendix A3: Impact on Elementary School Utilization

DBN	School Name	Capacity ¹	Current Org Utilization ²	Projected Org Utilization ³	Change
20K069	P.S. 69 Vincent D. Grippio School	645	119%	102%-111%	Decrease
20K102	P.S. 102 The Bayview	1,050	136%	121%-126%	Decrease
20K105	P.S. 105 The Blythebourne	1,057	134%	130%-135%	No change
20K160	P.S. 160 William T. Sampson	1,092	117%	97%-103%	Decrease
20K503	P.S. 503: The School of Discovery	738	134%	102%-111%	Decrease
20K506	P.S. 506: The School of Journalism & Technology	638	123%	115%-125%	No change
20K971	School of Math, Science, and Healthy Living	266	129%	123%-133%	No change
20K939	New Elementary School	N/A	N/A	94%-104%	Increase

1. Based on 2017-2018 Blue Book.

2. Utilization based on 2018-2019 Audited Register and 2017-2018 Blue Book Capacity.

3. Projected utilization is when rezoning is at scale.

Appendix B1:

2018-2019 Elementary School Section Counts

DBN	School Name	K ¹	Grades 1-5 ¹	Self Contained
20K069	P.S. 69 Vincent D. Grippo School	6	4-5	2
20K102	P.S. 102 The Bayview	10	7-8	8
20K105	P.S. 105 The Blythebourne	10	9-10	-
20K160	P.S. 160 William T. Sampson	8	7-8	5
20K503	P.S. 503: The School of Discovery	6	6-7	4
20K506	P.S. 506: The School of Journalism & Technology	6	4-6	4
20K971	School of Math, Science, and Healthy Living	3	2-3	-
20K939	New Elementary School	N/A	N/A	N/A

(1) Includes GE/ICT only

Appendix B2:

Projected Elementary School Section Counts

DBN	School Name	K ¹	Grades 1-5 ¹	Self Contained
20K069	P.S. 69 Vincent D. Grippo School	5	4	2
20K102	P.S. 102 The Bayview	9	7	7
20K105	P.S. 105 The Blythebourne	10	9-10	-
20K160	P.S. 160 William T. Sampson	7	6	4
20K503	P.S. 503: The School of Discovery	5	5	3
20K506	P.S. 506: The School of Journalism & Technology	6	5	4
20K971	School of Math, Science, and Healthy Living	3	2-3	-
20K939	New Elementary School	4	3	2

(1) Includes GE/ICT only

Appendix C1: 2018-2019 Average Class Sizes

DBN	School Name	K ¹	Grades 1-5 ¹	Self Contained
20K069	P.S. 69 Vincent D. Grippo School	21	27	9
20K102	P.S. 102 The Bayview	23	27	8
20K105	P.S. 105 The Blythebourne	22	26	-
20K160	P.S. 160 William T. Sampson	25	27	11
20K503	P.S. 503: The School of Discovery	24	25	12
20K506	P.S. 506: The School of Journalism & Technology	20	25	11
20K971	School of Math, Science, and Healthy Living	21	23	-
20K939	New Elementary School	N/A	N/A	N/A

(1) Includes GE/ICT only

Appendix C2: Projected Average Class Sizes

DBN	School Name	K ¹	Grades 1-5 ¹	Self Contained
20K069	P.S. 69 Vincent D. Grippio School	23-25	27-29	8-9
20K102	P.S. 102 The Bayview	23-25	28-30	7-8
20K105	P.S. 105 The Blythebourne	23-25	24-26	-
20K160	P.S. 160 William T. Sampson	23-25	28-30	10-11
20K503	P.S. 503: The School of Discovery	23-25	24-26	11-12
20K506	P.S. 506: The School of Journalism & Technology	23-25	22-24	10-11
20K971	School of Math, Science, and Healthy Living	20-22	22-24	-
20K939	New Elementary School	23-25	30-32	-

(1) Includes GE/ICT only

Appendix D1:

Current and Projected Kindergarten Zone Retention

DBN	School Name	Current Zone Retention ¹	Projected Zone Retention
20K069	P.S. 69 Vincent D. Grippo School	78%	75%-85%
20K102	P.S. 102 The Bayview	90%	85%-95%
20K105	P.S. 105 The Blythebourne	84%	80%-90%
20K160	P.S. 160 William T. Sampson	61%	85%-95%
20K503	P.S. 503: The School of Discovery	76%	70%-80%
20K506	P.S. 506: The School of Journalism & Technology	83%	75%-85%
20K971	School of Math, Science, and Healthy Living	63%	70%-80%
20K939	New Elementary School	N/A	85%-95%

(1) Current zone retention based on a three-year 2016-2018 average.

Appendix D2:

Current and Projected Kindergarten Zone Enrollment

DBN	School Name	Current Zone Enrollment ¹	Projected Zone Enrollment
20K069	P.S. 69 Vincent D. Grippo School	86%	75%-85%
20K102	P.S. 102 The Bayview	85%	75%-85%
20K105	P.S. 105 The Blythebourne	96%	90%-100%
20K160	P.S. 160 William T. Sampson	86%	85%-95%
20K503	P.S. 503: The School of Discovery	88%	85%-95%
20K506	P.S. 506: The School of Journalism & Technology	78%	75%-85%
20K971	School of Math, Science, and Healthy Living	90%	80%-90%
20K939	New Elementary School	N/A	85%-95%

(1) Current zone enrollment based on a three-year 2016-2018 average.

Appendix E1:

Kindergarten (School) Demographics – Current Ethnicity¹

DBN	School Name	Asian	Black	Hispanic	White	Other
20K069	P.S. 69 Vincent D. Grippo School	92%	-	4%	4%	-
20K102	P.S. 102 The Bayview	15%	1%	27%	54%	3%
20K105	P.S. 105 The Blythebourne	92%	-	5%	3%	-
20K160	P.S. 160 William T. Sampson	87%	1%	8%	4%	-
20K503	P.S. 503: The School of Discovery	20%	1%	74%	5%	-
20K506	P.S. 506: The School of Journalism & Technology	30%	1%	65%	4%	-
20K971	School of Math, Science, and Healthy Living	48%	1%	42%	9%	-
20K939	New Elementary School	N/A	N/A	N/A	N/A	N/A

(1) Current school ethnicity based on a three-year 2016-2018 average.

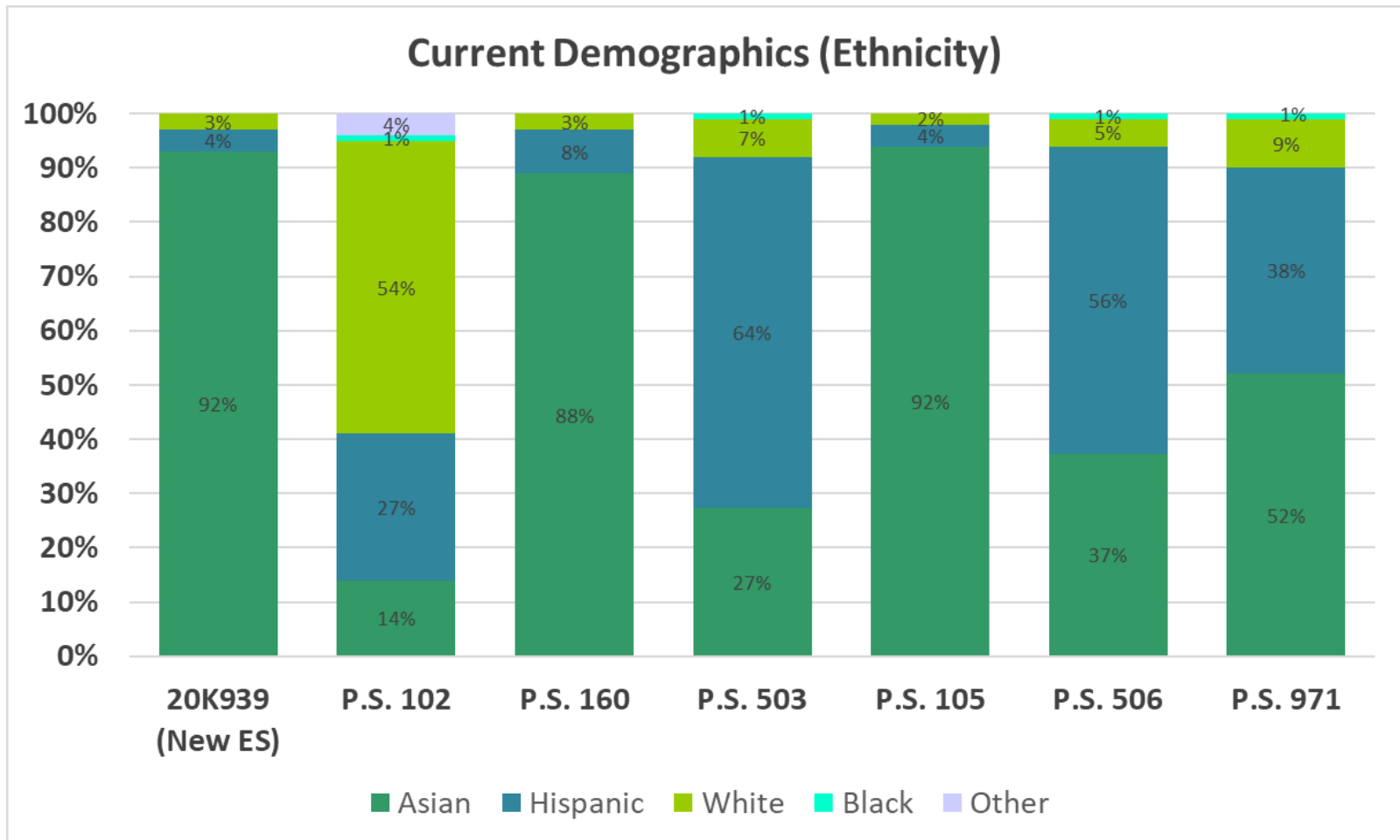
Appendix E2:

Kindergarten (Zone) Demographics - Current Ethnicity¹

DBN	School Name	Asian	Black	Hispanic	White	Other
20K069	P.S. 69 Vincent D. Grippo School	92%	-	4%	3%	-
20K102	P.S. 102 The Bayview	14%	1%	27%	54%	4%
20K105	P.S. 105 The Blythebourne	92%	-	4%	2%	-
20K160	P.S. 160 William T. Sampson	88%	-	8%	3%	-
20K503	P.S. 503: The School of Discovery	27%	1%	64%	7%	-
20K506	P.S. 506: The School of Journalism & Technology	37%	1%	56%	5%	-
20K971	School of Math, Science, and Healthy Living	52%	1%	38%	9%	-
20K939	New Elementary School	N/A	N/A	N/A	N/A	N/A

(1) Current ethnicity based on a three-year 2016-2018 average.

Appendix E3: Kindergarten (Zone) Demographics - Current Ethnicity¹



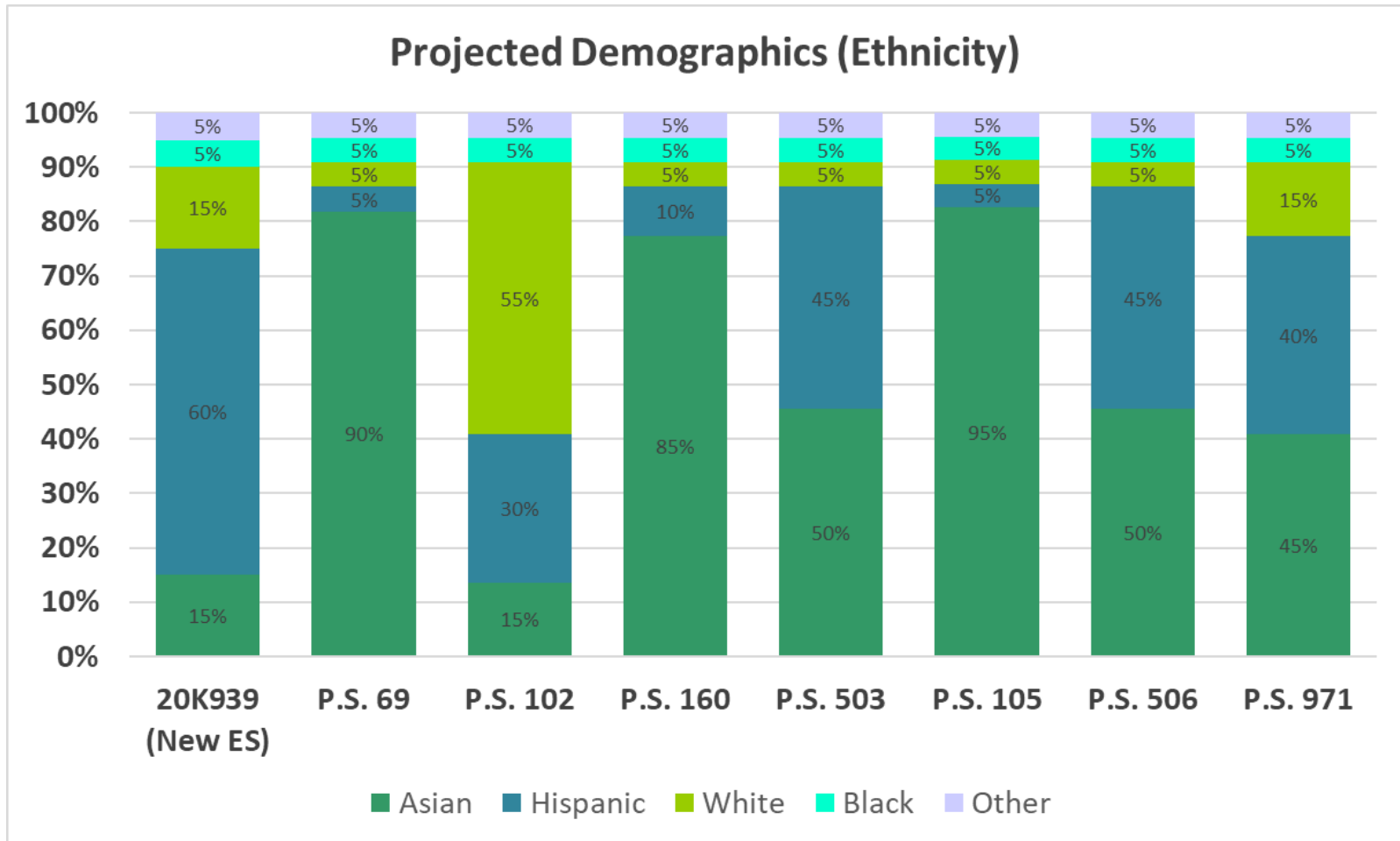
(1) Current ethnicity based on a three-year 2016-2018 average.

Appendix E4:

Kindergarten (Zone) Demographics - Projected Ethnicity

DBN	School Name	Asian	Black	Hispanic	White	Other
20K069	P.S. 69 Vincent D. Grippo School	85%-95%	0%-10%	0%-10%	0%-10%	0%-10%
20K102	P.S. 102 The Bayview	10%-20%	0%-10%	25%-35%	50%-60%	0%-10%
20K105	P.S. 105 The Blythebourne	90%-100%	0%-10%	0%-10%	0%-10%	0%-10%
20K160	P.S. 160 William T. Sampson	80%-90%	0%-10%	5%-15%	0%-10%	0%-10%
20K503	P.S. 503: The School of Discovery	45%-55%	0%-10%	40%-50%	0%-10%	0%-10%
20K506	P.S. 506: The School of Journalism & Technology	45%-55%	0%-10%	40%-50%	0%-10%	0%-10%
20K971	School of Math, Science, and Healthy Living	40%-50%	0%-10%	35%-45%	10%-20%	0%-10%
20K939	New Elementary School	10%-20%	0%-10%	55%-65%	10%-20%	0%-10%

Appendix E5: Kindergarten (Zone) Demographics - Projected Ethnicity¹



(1) Projections are a range of +/- 5 points from the displayed midpoint.

Appendix F1:

Kindergarten Demographics - % Current Poverty

DBN	School Name	Current % (School) ¹	Current % (Zone) ²
20K069	P.S. 69 Vincent D. Grippo School	97%	95%
20K102	P.S. 102 The Bayview	64%	58%
20K105	P.S. 105 The Blythebourne	76%	71%
20K160	P.S. 160 William T. Sampson	75%	69%
20K503	P.S. 503: The School of Discovery	96%	95%
20K506	P.S. 506: The School of Journalism & Technology	95%	94%
20K971	School of Math, Science, and Healthy Living	92%	86%
20K939	New Elementary School	N/A	N/A

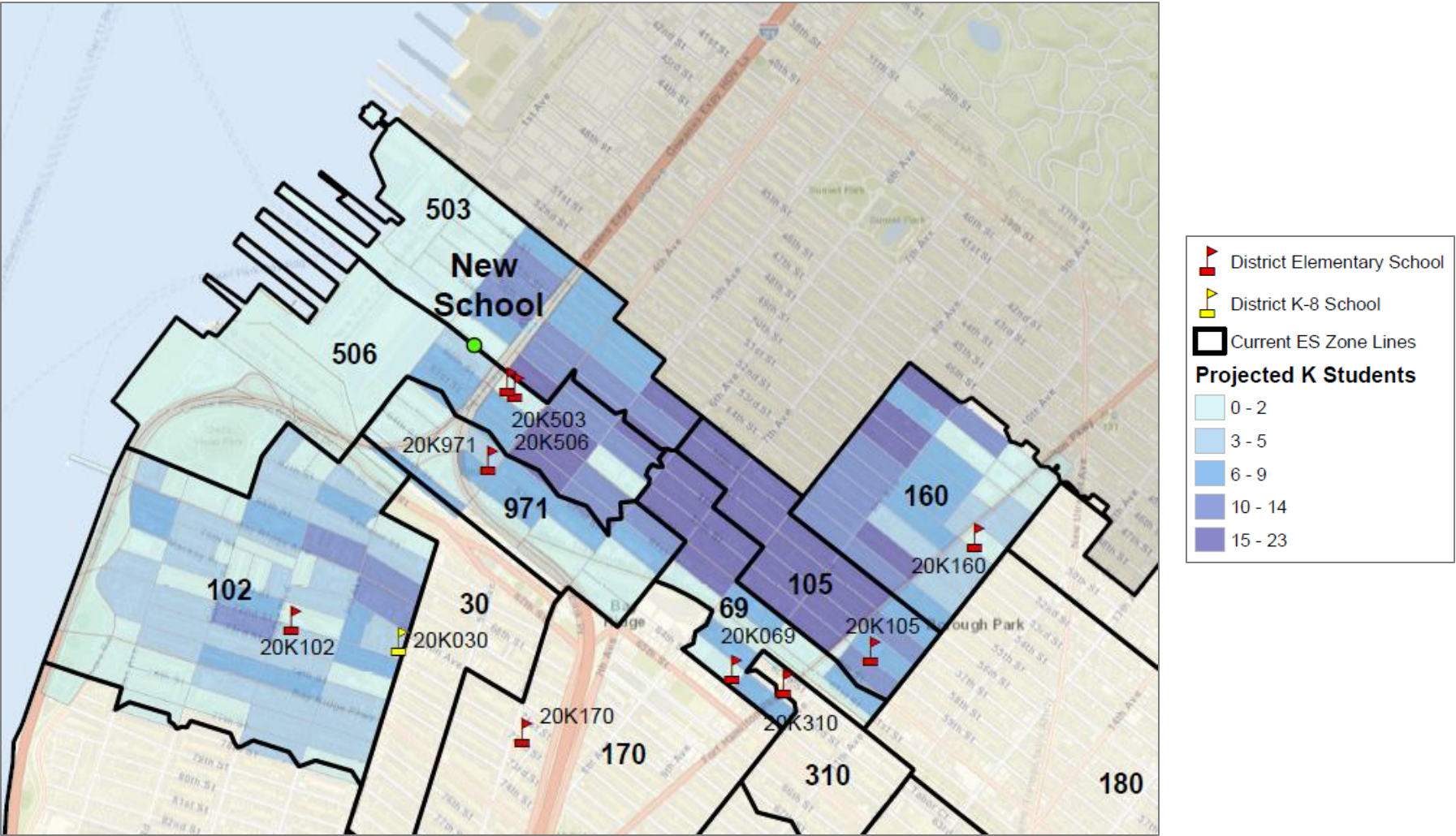
(1) Current school ethnicity based on 2018-2019.

(2) Current zone % FRL or HRA Eligible based on a three-year 2016-2018 average.

Appendix F2: Kindergarten Demographics - % Projected Poverty

DBN	School Name	Projected % (Zone)
20K069	P.S. 69 Vincent D. Grippo School	90%-100%
20K102	P.S. 102 The Bayview	55%-65%
20K105	P.S. 105 The Blythebourne	65%-75%
20K160	P.S. 160 William T. Sampson	65%-75%
20K503	P.S. 503: The School of Discovery	85%-95%
20K506	P.S. 506: The School of Journalism & Technology	90%-100%
20K971	School of Math, Science, and Healthy Living	80%-90%
20K939	New Elementary School	75%-85%

Appendix G: Current ES Zone Lines – Density Map



Appendix H: What is a Rezoning?

- A zoned school is a district school where priority to attend is based on residence within a defined geographical area
- Rezoning is a collaborative process where the geographic areas of zones are changed and/or new zones are created, as governed by Chancellor's Regulation A-185
- The Office of District Planning (ODP) and the superintendent develop rezoning plans in partnership with the CEC and school communities
- The CEC decides on the zones; the local CEC votes on rezoning proposals for their Community School District

Appendix I:

What is the Timeline for a Rezoning?

