



Office of Portfolio Management

*Proposal for Rezoning
presented to CEC 20*



**Department of
Education**

Dennis M. Walcott, Chancellor

October 10, 2012

Table of Contents

| | | Slide # |
|-------|---|---------|
| I. | Rationale for Rezoning | 4 |
| II. | Overview of the Rezoning Process | 5 |
| III. | Guiding Policies and Principles | 6-7 |
| IV. | Methodology | 8-9 |
| | a. Determining the Target K Zone Size | |
| | b. Determining the Zone Lines | |
| V. | Elementary Schools Affected by Rezoning | 10 |
| VI. | Proposed Elementary School Zone Lines | 11 |
| VII. | Impact of Elementary School Rezoning | 12-14 |
| VIII. | Middle Schools Affected by Rezoning | 15 |
| IX. | Proposed Middle School Zones Lines | 16 |
| X. | Impact of Middle School Rezoning | 17-19 |
| XI. | Contact Information for Comments | 20 |

Table of Contents (cont'd)

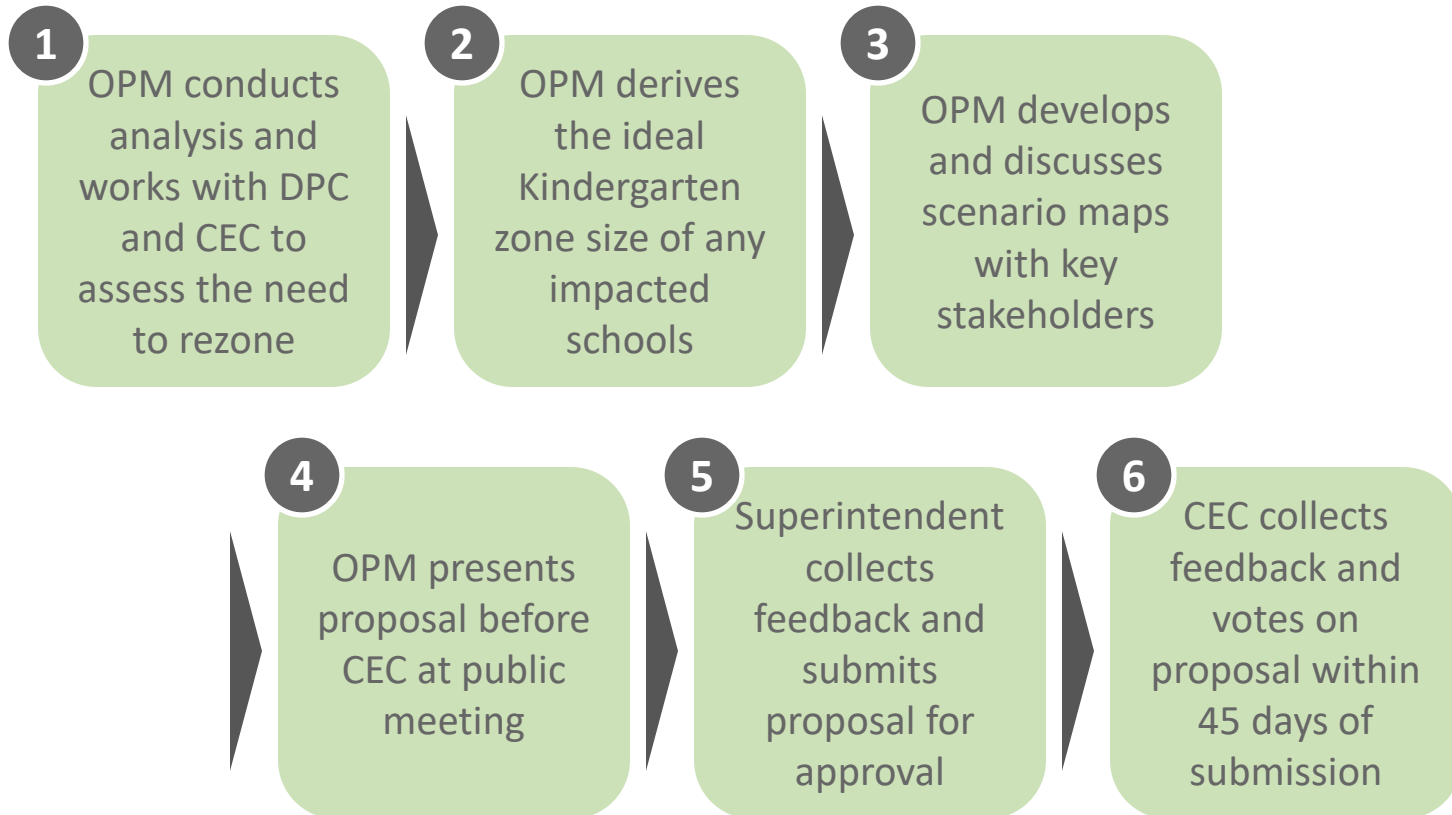
| | Slide # |
|--|---------|
| XII. Appendix | 21-26 |
| a. Admissions Process | |
| b. Planned Section Counts | |
| c. Zoned Percentage Rates | |
| d. Overview of Projections Methodology | |

Rationale for Rezoning

- New elementary school capacity is opening up in Community School District 20. I.S. 30, a current middle school, was approved by the Panel for Educational Policy on May 23, 2012, to expand to serve grades K-8 at scale, starting in Fall 2013.
- This new capacity can be leveraged through re-zoning in order to most effectively address growing demand and to reduce waitlists in District 20 elementary schools.
- As a K-8 school, aligning the elementary and middle school zones of P.S./I.S. 30 will allow families to be zoned to the same school throughout elementary and middle school.



Overview of Rezoning Process



Guiding Policies and Principles

- Pending approval by the CEC, the proposed changes would take effect for the 2013-14 academic year.
- Pending approval by the CEC, the proposed changes would only impact incoming kindergarten, 6th grade, or new students to the system. All currently enrolled student may remain in their school until graduation.
- Sibling enrollment policies would remain in effect for elementary schools. Children currently living in the affected zones who would be zoned to another school as a result of this proposal would retain their enrollment status as an in-zone sibling as long as they have an older sibling attending the school in grades 1-5 during the year in which the student would enroll in kindergarten. See Appendix A for the admissions process as outlined in the Chancellor's regulation A-101.



Guiding Policies and Principles (cont'd)

- Students are enrolled in District 20 middle schools based on where they are zoned for middle school. Students in District 20 also have the option to complete an application for middle school if they are interested in attending a program in the district other than their zoned option. In that case, the zoned option would also be available on the middle school application for students to rank along with their other options. The application is not required and students who do not complete an application are list-noticed to their zoned middle school directly from their elementary school upon graduation.



Methodology – Determining the Target Zone Size

Seat Supply: What is the capacity of each school?

- The number of possible sections in each building, based on the number of full-size instructional classrooms

Seat Demand: How many students do we anticipate, both from within and outside of the zone?

- Historical number of kindergarten and 6th grade students living in the zone
- Historical kindergarten waitlists and capping activity
- Historical average class sizes
- Historical zone retention rate –How many students who live in the zone and attend their zoned school?
- Historical zoned enrollment rate – How many students who live outside the zone attend a given school?
- Anticipated growth, based on current/future housing developments



Methodology – Determining the Zone Lines

To the extent possible, the proposed zone lines were drawn in a way that:

- Achieves the targeted kindergarten and 6th grade zone size for all affected schools
- Maintains the racial diversity of schools
- Avoids forcing students to cross geographic barriers (e.g. highways , district lines, etc.)
- Centrally locates the school within the zoned polygon
- Addresses concerns of the local community



Schools Affected by Elementary Rezoning

| DBN | School Name | Current Grade Span | Total Enrollment ² | Total Capacity ³ | Utilization % |
|---------------------|----------------------------------|--------------------|-------------------------------|---|------------------------------------|
| 20K030 ¹ | P.S./I.S. 30 Mary White Ovington | 6-8 | [357] Currently MS only | [314] ⁴ Currently MS only | [114%] Currently MS @ K940 only |
| 20K170 | Ralph A. Fabrizio School | K-5 | 888 | 606 | 147% |
| 20K069 | P.S. 69 Vincent D. Grippo School | K-5 | 881 | 605 | 146% |
| 20K105 | P.S. 105 The Blythebourne | K-5 | 1,778 | 1,112 | 160% |
| 20K127 | P.S. 127 Mckinley Park | K-5 | 523 | 296 | 177% |
| 20K176 | P.S. 176 Ovington | K-5 | 1,287 | 924 | 139% |

(1) I.S. 30 will begin phasing in K-5 in Fall 2013.

(2) Based on 2011 audited register and includes Pre-K enrollment.

(3) Based on 2011-12 Blue Book Capacity.

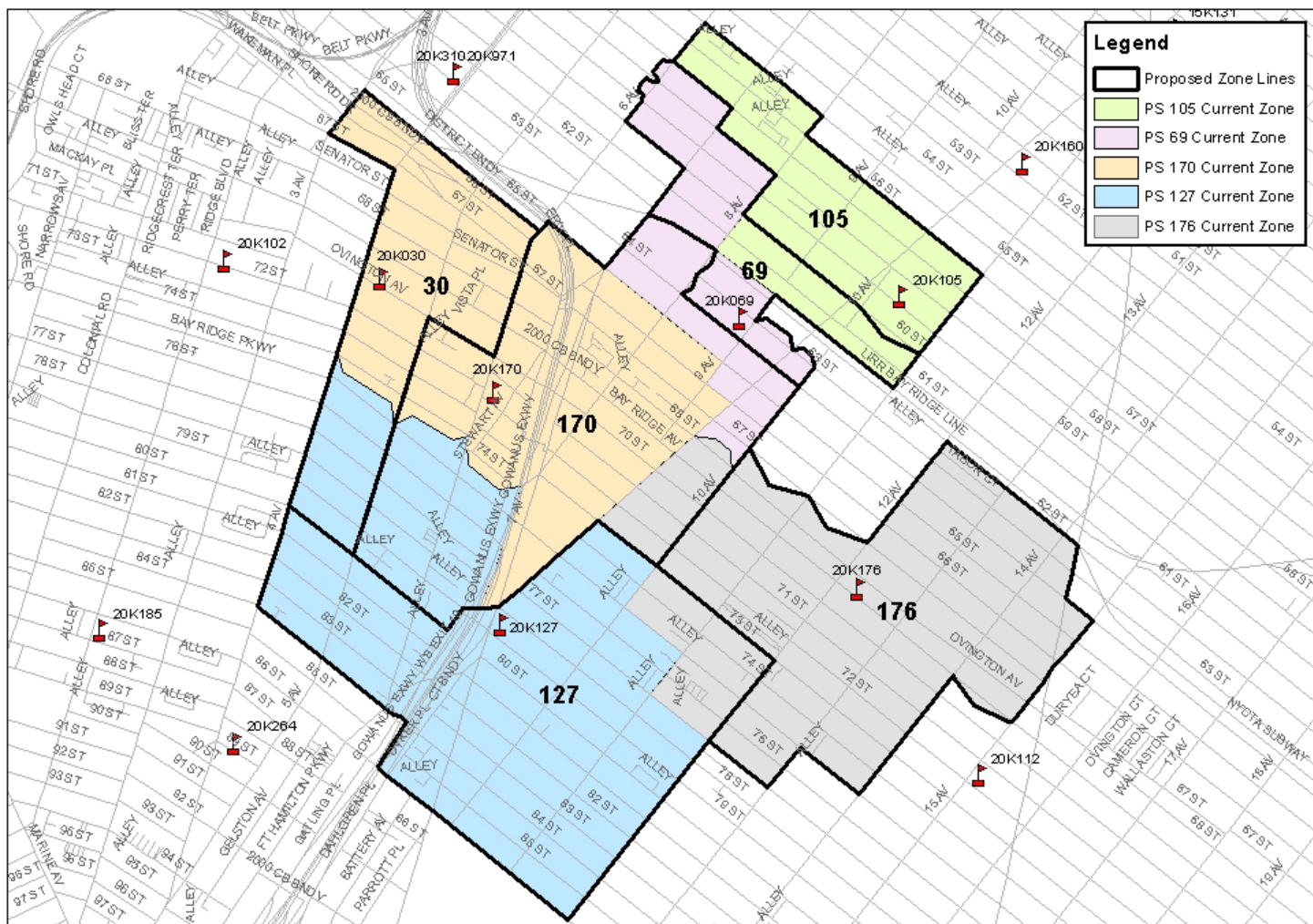
(4) New building K331, where P.S./I.S. 30's 3-8th grades will be permanently sited, is projected to have a capacity of 708.



Department of
Education

Dennis M. Walcott, Chancellor

Proposed Elementary Zone Lines



Department of
Education

Dennis M. Walcott, Chancellor

Impact of Elementary Rezoning

| DBN | Current K Zone Size | Planned K Zone Size | Change in K Zone Size |
|--------|---------------------|---------------------|-----------------------|
| 20K030 | - | 100 - 110 | New Zone |
| 20K170 | 160 - 170 | 160 - 170 | No Change |
| 20K069 | 105 - 115 | 95 - 105 | ↓ |
| 20K105 | 250 - 260 | 240 - 250 | ↓ |
| 20K127 | 125 - 135 | 85 - 95 | ↓ |
| 20K176 | 270 - 280 | 235 - 245 | ↓ |

(1) The current zone size is based on the 2011 audited register.



Impact of Elementary Rezoning (cont'd)

| DBN | Current ¹ | | Planned | | Change in K Enrollment |
|--------|------------------------|--------------|------------------------|--------------|------------------------|
| | # of GE/ICT K Sections | K Enrollment | # of GE/ICT K Sections | K Enrollment | |
| 20K030 | - | - | 4 | 90 - 100 | New Elementary School |
| 20K170 | 7 | 165 | 7 | 160 - 170 | No Change |
| 20K069 | 4 | 125 | 4 | 90 - 100 | ↓ |
| 20K105 | 11 | 282 | 10 | 235 – 245 | ↓ |
| 20K127 | 4 | 93 | 3 | 65 – 75 | ↓ |
| 20K176 | 10 | 251 | 8 | 190- 200 | ↓ |

(1) The kindergarten enrollment is based on 2011 audited register.



Department of
Education

Dennis M. Walcott, Chancellor

Impact of Elementary Rezoning (cont'd)

| DBN | Current ¹ | | Planned ² | | Change |
|--------|----------------------|------------------|----------------------|--|---------------------------------|
| | Total Enrollment | Utilization Rate | Total Enrollment | Utilization Rate | |
| 20K030 | 357 ³ | 114% | 935-1,025 | 90% - 100% @ K940 100% - 110% @ K331 ⁴ | ↓ @ K940 New Building @ K331 |
| 20K170 | 888 | 147% | 885-945 | 145% - 155% ³ | No Change |
| 20K069 | 881 | 146% | 625-685 | 105% - 115% | ↓ |
| 20K105 | 1,778 | 160% | 1,410-1,470 | 125% - 130% | ↓ |
| 20K127 | 523 | 177% | 425-485 | 145% - 165% | ↓ |
| 20K176 | 1,287 | 139% | 1,085- 1,145 | 115% -125% | ↓ |

(1) Total enrollment is based on 2011 audited register.

(2) P.S. 170 is expected to receive a new annex, which will add new capacity to the school and will therefore decrease its utilization rate to approximately 105%-115%.

(3) Current enrollment is for grades 6-8. P.S. 30 will expand to serve K-8.

(4) Building K331, a new building, is projected to have the capacity to serve 708 students.

Schools Affected by Middle School Rezoning

| DBN | School Name | Grade Span | Total Enrollment ¹ | Total Capacity ² | Utilization % |
|--------|----------------------------------|------------|-------------------------------|-----------------------------|---------------|
| 20K030 | P.S./I.S. 30 Mary White Ovington | K-8 | 357 | 314 ³ | 114% |
| 20K259 | J.H.S. 259 William Mckinley | 6-8 | 1,464 | 1,611 | 91% |

(1) Based on 2011 audited register.

(2) Based on 2011 -12 Blue Book Capacity.

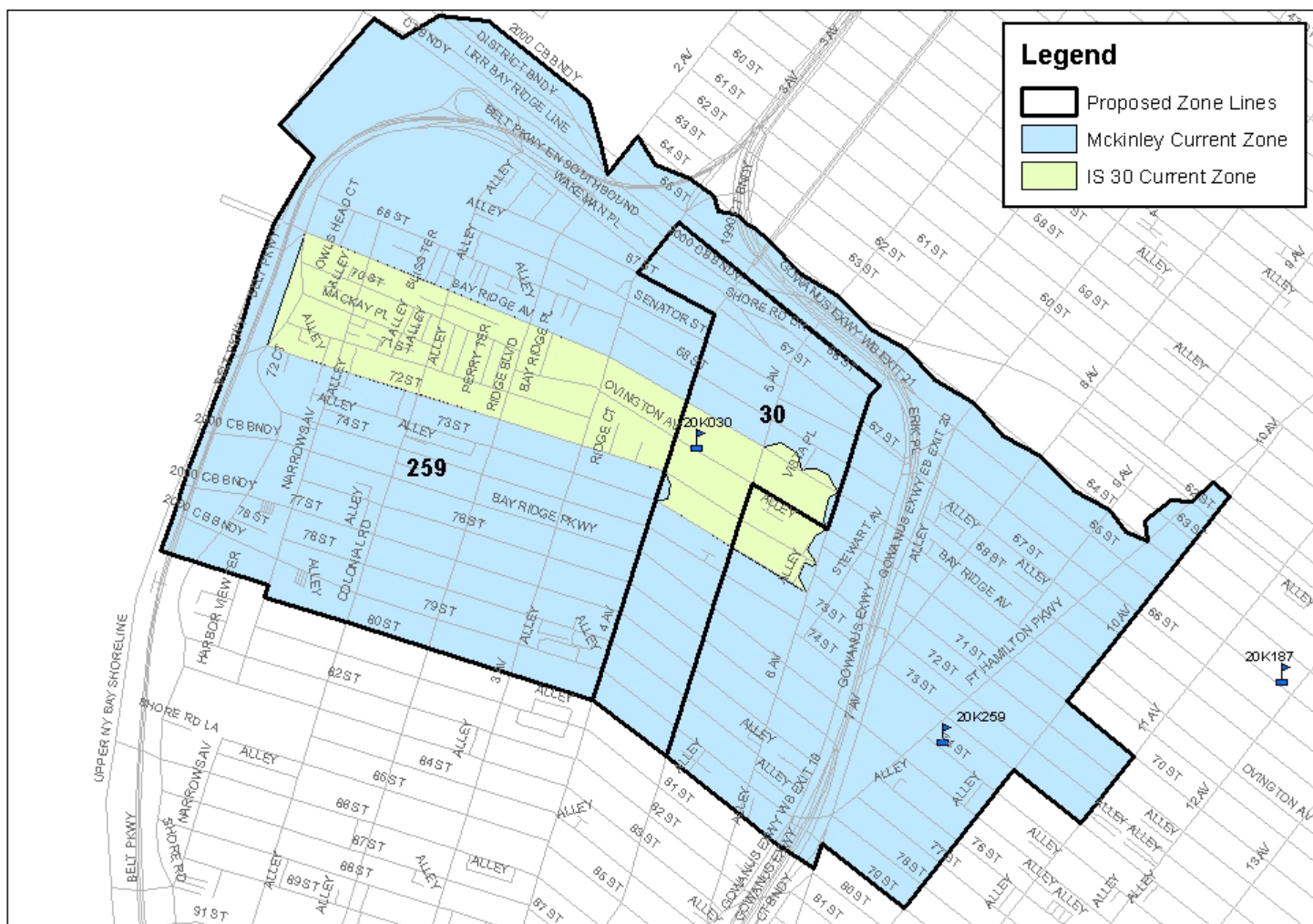
(3) New building K331, where P.S./I.S. 30's 3-8th grades will be permanently sited, is projected to have a capacity of 708.



Department of
Education

Dennis M. Walcott, Chancellor

Proposed Middle School Zone Lines



Impact of Middle School Rezoning

| DBN | Current 6 th Gr Zone Size | Planned 6 th Gr Zone Size | Change in 6 th Gr Zone Size |
|--------|--------------------------------------|--------------------------------------|--|
| 20K030 | 105 | 105-115 | No Change |
| 20K259 | 436 | 425-435 | No Change |

(1) The current zone size is based on 2011 audited register.

Impact of Middle School Rezoning (cont'd)

| DBN | Current ¹ | | Planned | | Change in 6 th Gr Enrollment |
|--------|----------------------------------|-------------------------------|----------------------------------|-------------------------------|---|
| | # of 6 th Gr Sections | 6 th Gr Enrollment | # of 6 th Gr Sections | 6 th Gr Enrollment | |
| 20K030 | 4 | 118 | 4 | 110-120 | No Change |
| 20K259 | 16 | 504 | 16 | 495-505 | No Change |

(1) The 6th grade enrollment is based on 2011 audited register.



Impact of Middle School Rezoning (cont'd)

| DBN | Current ¹ | | Planned ² | | Change |
|--------|----------------------|------------------|----------------------|--|---------------------------------|
| | Total Enrollment | Utilization Rate | Total Enrollment | Utilization Rate | |
| 20K030 | 357 | 114% | 935-1,025 | 92% - 102% @ K940 98% - 110% @ K331 | ↓ @ K940 New Building @ K331 |
| 20K259 | 1,464 | 91% | 1,435-1,495 | 93% - 97% | No Change |

(1) Total enrollment is based on 2011 audited register.

(2) Current enrollment is for grades 6-8. P.S. 30 will expand to serve K-8.

Contact Information for Comments

Community
Superintendent

Phone: (718) 759 – 4912
Email: KCostan@schools.nyc.gov
Subject: District 20 Zoning

CEC
Community
Education Council

Email: CEC20@schools.nyc.gov
Subject: District 20 Zoning

OPM
Office of Portfolio
Management

Email: D20Proposals@schools.nyc.gov
Subject: District 20 Zoning



Department of
Education

Dennis M. Walcott, Chancellor

Appendix A – Admissions Process: Elementary School

Students are (and would continue to be) enrolled in New York City elementary schools by the following priority:

- 1 - Zoned students with verified siblings who will be enrolled in grades 1-5 in the school as of September 2012
- 2 - Zoned students without siblings applying to the zoned school
- 3 - Non-zoned students with verified siblings, who will be enrolled in grades 1-5 in the school as of September 2012,
 - a. Within District first, then
 - b. Out of District
- 4 - Non-zoned students without siblings:
 - a. Within District first, then
 - b. Out of District



Appendix B – Planned Elementary Section Counts

GE/ICT

| DBN | Pre-K | Kindergarten | Grades 1-5 | Self-Contained |
|--------|-------|--------------|------------|----------------|
| 20K030 | - | 4 | 4 | - |
| 20K170 | - | 7 | 6 | - |
| 20K069 | - | 4 | 4 | 1 |
| 20K105 | - | 10 | 9 | 1 |
| 20K127 | - | 3 | 3 | - |
| 20K176 | - | 8 | 7 | 1 |



Appendix C – Zone Retention and Enrollment Rates

| DBN | Capped | K-Waitlist | Current Zone Retention Rate | Planned Zone Retention Rate | Current Zoned Enrollment Rate | Planned Zoned Enrollment Rate |
|--------|--------|------------|-----------------------------|-----------------------------|-------------------------------|-------------------------------|
| 20K030 | | | - | 85% | - | 90% |
| 20K170 | | | 81% | 80% | 81% | 80% |
| 20K069 | Yes | Yes | 61% | 90% | 85% | 90% |
| 20K105 | Yes | Yes | 89% | 90% | 89% | 90% |
| 20K127 | | | 63% | 70% | 89% | 85% |
| 20K176 | Yes | | 81% | 80% | 91% | 95% |

- (1) The current rates are based on 2011 audited register.
 (2) Planned rates are based on various factors, including but not limited to the historical number of zoned kindergarten students that were waitlisted or overflowed due to capping as well as an assumed reduction in the number of out-of-zoned enrollment.

Appendix D – Planned Middle School Section Counts

| GE/ICT | | |
|--------|------------|----------------|
| DBN | Grades 6-8 | Self-Contained |
| 20K130 | 4 | 0 |
| 20K259 | 16 | 7 |

Appendix E – Zone Retention and Enrollment Rates

| DBN | Capped | Current Zone Retention Rate | Planned Zone Retention Rate | Current Zoned Enrollment Rate | Planned Zoned Enrollment Rate |
|--------|--------|-----------------------------|-----------------------------|-------------------------------|-------------------------------|
| 20K030 | Yes | 76% | 75% | 69% | 70% |
| 20K259 | - | 78% | 80% | 72% | 75% |



- (1) The current rates are based on 2011 audited register.
- (2) Planned rates are based historical rates.

Appendix F – Projections Methodology

- Zoned to PS XX and attends.
- Zoned to PS XX but does not attend.
- Not zoned to PS XX but attends.

| Metric | Definition | Value |
|------------------------|--|---|
| Zone Size: | # of students that live in PS XX zone | ● + |
| Zone Retention Rate: | % of zoned students that attend PS XX | $\frac{\text{orange dots}}{(\text{orange dots} + \text{green circles})}$ |
| Zoned Enrollment Rate: | % of total enrollment that resides in zone | $\frac{\text{orange dots}}{(\text{orange dots} + \text{orange circles})}$ |



Example, Part I: There are currently 100 kindergarten students living in the P.S. XX zone. Due to the lack of a Gifted & Talented program, about 10 students on average have chosen to attend P.S. YY instead. What is the Zoned Retention Rate for P.S. XX?

$$\text{Zoned Retention Rate} = \text{Zoned Students that Attend} \div \text{Zone Size} = (100-10) \div 100 = 90\%$$

Zone Size: 100

Zoned Enrollment Rate: 90%

Total Zoned Enrollment: 90



Department of
Education

Dennis M. Walcott, Chancellor