



## Office of Portfolio Management

*Proposal for middle school rezoning presented to CEC 24 by the Community School District Superintendent*

**October 10, 2013**



**Department of  
Education**

*Dennis M. Walcott, Chancellor*

# Table of Contents

	Slide #
I. Rationale for Rezoning . . . . .	3
II. Overview of the Rezoning Process . . . . .	4
III. Guiding Policies and Principles . . . . .	5
IV. Methodology . . . . .	6-7
a. Determining the Target 6 <sup>th</sup> Grade Zone Size	
b. Determining the Zone Lines	
V. Schools Affected by Rezoning . . . . .	8
VI. Impact of Rezoning . . . . .	9-10
VII. Proposed Zone Lines . . . . .	11-12
VIII. Contact Information for Comments . . . . .	13
IX. Appendices . . . . .	14
a. Admissions Process	
b. Planned Section Counts	
c. Planned Average Class Sizes	
d. Zoned Percentage Rates	
e. Demographic Changes	
f. Overview of Projections Methodology	



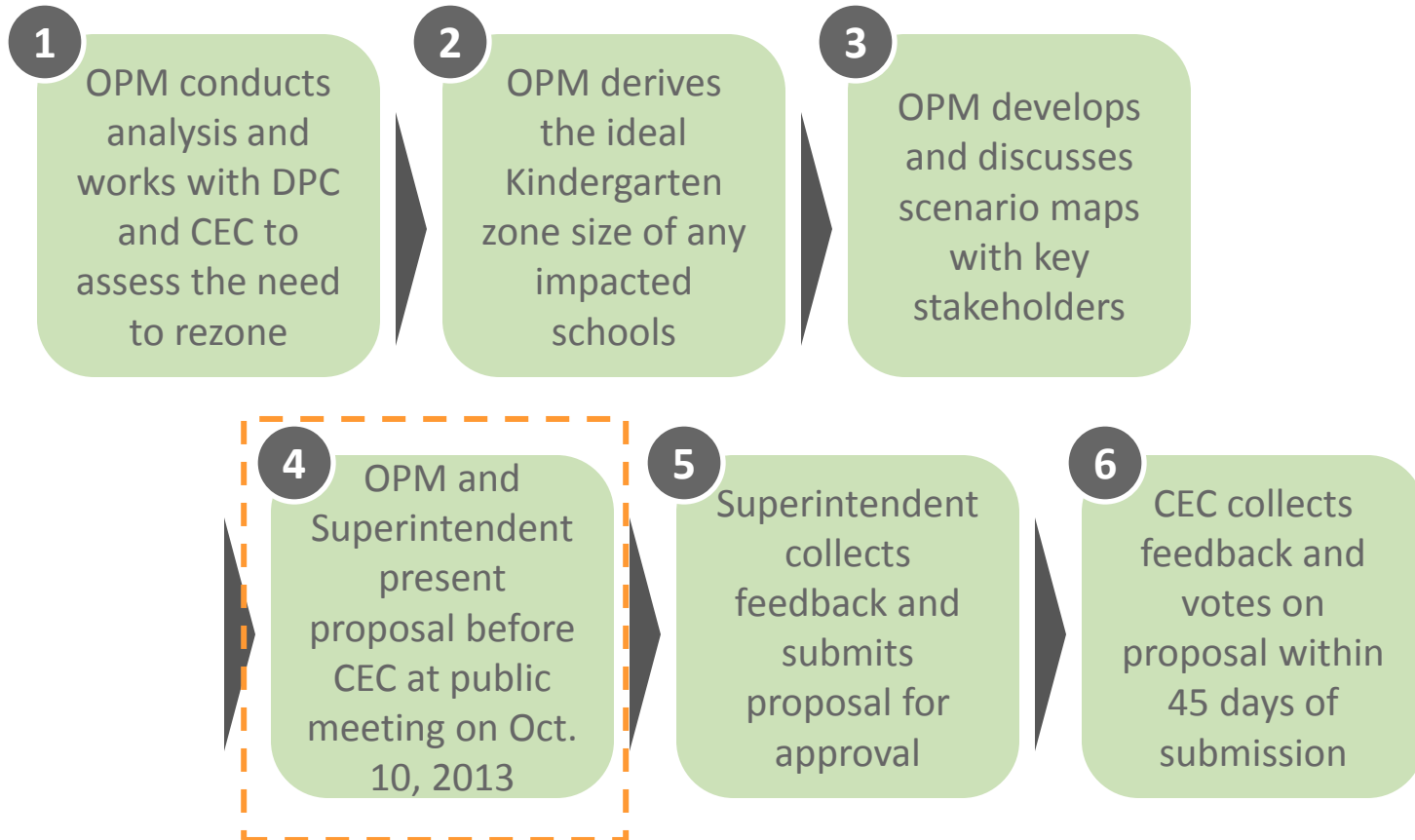
# Rationale for Rezoning

---

- To equalize utilization across schools
- To better align proposed elementary school zone lines to middle school zones



# Overview of Rezoning Process



# Guiding Policies and Principles

---

- Pending approval by the CEC, the proposed changes would take effect for the 2014-2015 academic year.
- Pending approval by the CEC, the proposed changes would only impact incoming sixth grade or new students to the system. All currently enrolled students may remain in their school until graduation.
- See Appendix A for the admissions process as outlined in the Chancellor's regulation A-101.
- The Office of Pupil Transportation (OPT) will follow standard procedure to determine bus service eligibility of general education students, as outlined by Chancellor's regulation A-801.



# Methodology – Determining the Target 6<sup>th</sup> Grade Zone Size

## **Seat Supply: What is the capacity of each school?**

Specifically, how many instructional sections can each building accommodate?

We assess capacity based on:

- The number of full-size classrooms available in the building;
- The number of cluster rooms to which a school is entitled; and
- Historical enrollment increases and decreases at each grade level.

## **Seat Demand: How many students do we anticipate?**

We assess demand – both from inside and outside the zone – based on:

- The historical number of sixth grade students living in the zone;
- Historical average class sizes;
- Historical zone retention rates (the percent of students who live in the zone and attend their zoned school);
- Historical zone enrollment rates (the percent of enrolled students who are also zoned to that school); and
- Anticipated sixth grade growth, based on current/future housing developments.



# Methodology – Determining the Zone Lines

**To the extent possible, we draw zone lines in a way that:**

- Achieves the targeted sixth grade zone size for all affected schools;
- Addresses concerns of the local community;
- Accounts for residential construction and population growth within the affected areas;
- Accounts for geographic barriers (e.g. highways , district lines, etc.);
- Centrally locates the school within the zone, where possible;
- Minimizes the distance students must travel to attend their zoned school; and
- Maintains the diversity of schools.



# Schools Affected by Rezoning

In the year prior to implementation:

DBN <sup>1</sup>	School Name	Grade Span	Total Enrollment <sup>2</sup>	Total Org Capacity <sup>3</sup>	Utilization %
24Q073	I.S. 73 - The Frank Sansivieri Intermediate School	6-8	1,694	1,618	105% <sup>4</sup>
24Q093	I.S 93 Ridgewood	6-8	1,231	1,518	81%
24Q077	I.S 77	6-8	1,074	1,435	75%
24Q125 <sup>1</sup>	I.S. 125 Thom J. McCann Woodside	5-8	1,704	1,559	109%

(1) Fewer than 10 sixth grade students are impacted, and the DOE expects that enrollment and utilization at I.S 125 would not be impacted by this rezoning.

(2) Based on 2013-2014 budget projections;

(3) Based on 2012-2013 Blue Book Capacity.

(4) This utilization rate does not account for 24Q073's mini-building currently occupied by 24Q290



# Impact of Rezoning – Sixth Grade Zone Size

School Name	Current 6 <sup>th</sup> Grade Zone Size <sup>1</sup>	Planned 6 <sup>th</sup> Grade Zone Size <sup>2</sup>	Change in 6 <sup>th</sup> Grade Zone Size
I.S. 73 - The Frank Sansivieri Intermediate School	768	705-725	↓
I.S. 93 Ridgewood	508	495-515	-
I.S. 77	414	470-490	↑
I.S. 125 Thom J. McCann Woodside	764	755-775	-

(1) The current zone size is based on 2012-2013 Audited Register data as of October 26, 2012

(2) The DOE expects to submit a rezoning proposal to the District 30 CEC that would impact the I.S. 125 zone. Additionally, the DOE expects to submit an additional rezoning proposal to the District 24 CEC that would impact the I.S. 125 and I.S. 73 zones. Both rezoning proposals would aim to utilize excess, new, or newly created capacity to alleviate overcrowding and to better align zoning at the elementary and middle school levels.

# Impact of Rezoning – Total Enrollment & Utilization

School Name	Current		Planned			Change
	Total Enrollment <sup>1</sup>	Utilization Rate	Grade Span at Scale	Total Enrollment <sup>3</sup>	Utilization Rate	
I.S. 73 - The Frank Sansivieri Intermediate School	1,694	105% <sup>2</sup>	6-8	1,520-1,620	80%-90% <sup>4</sup>	↓
I.S. 93 Ridgewood	1,231	81%	6-8	1,300-1,400	85%-95%	↑
I.S. 77	1,074	75%	6-8	1,240-1,340 <sup>5</sup>	85%-95%	↑
I.S. 125 Thom J. McCann Woodside	1,704	109%	5-8	1,650-1,750	105%-115%	-

(1) The current total enrollment is based on 2013-2014 budget register projections.

(2) This utilization rate does not account for 24Q073's mini-building currently occupied by 24Q290

(3) The planned 6<sup>th</sup> grade enrollment accounts for all programmatic offerings at each school, such as unscreened and G&T programs.

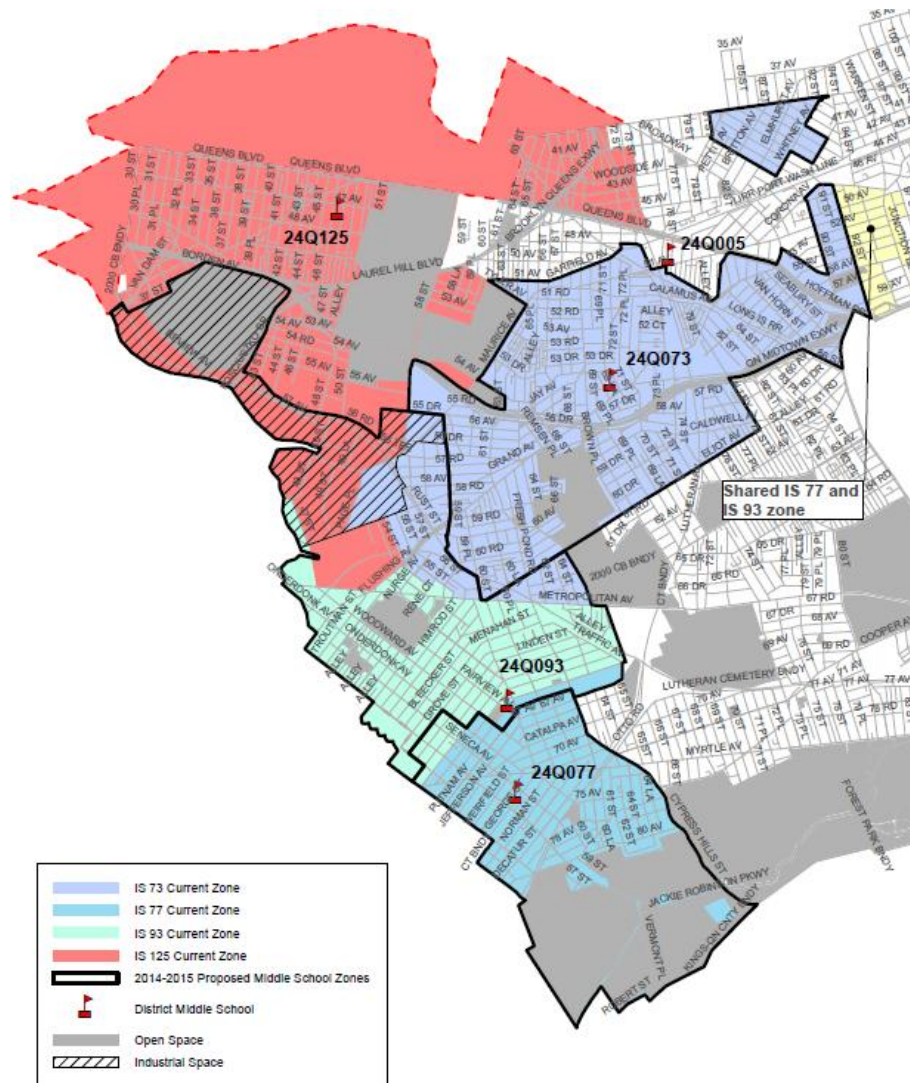
(4) Accounts for mini-building capacity at 24Q073



Department of  
Education

Dennis M. Walcott, Chancellor

# Proposed Zone Lines

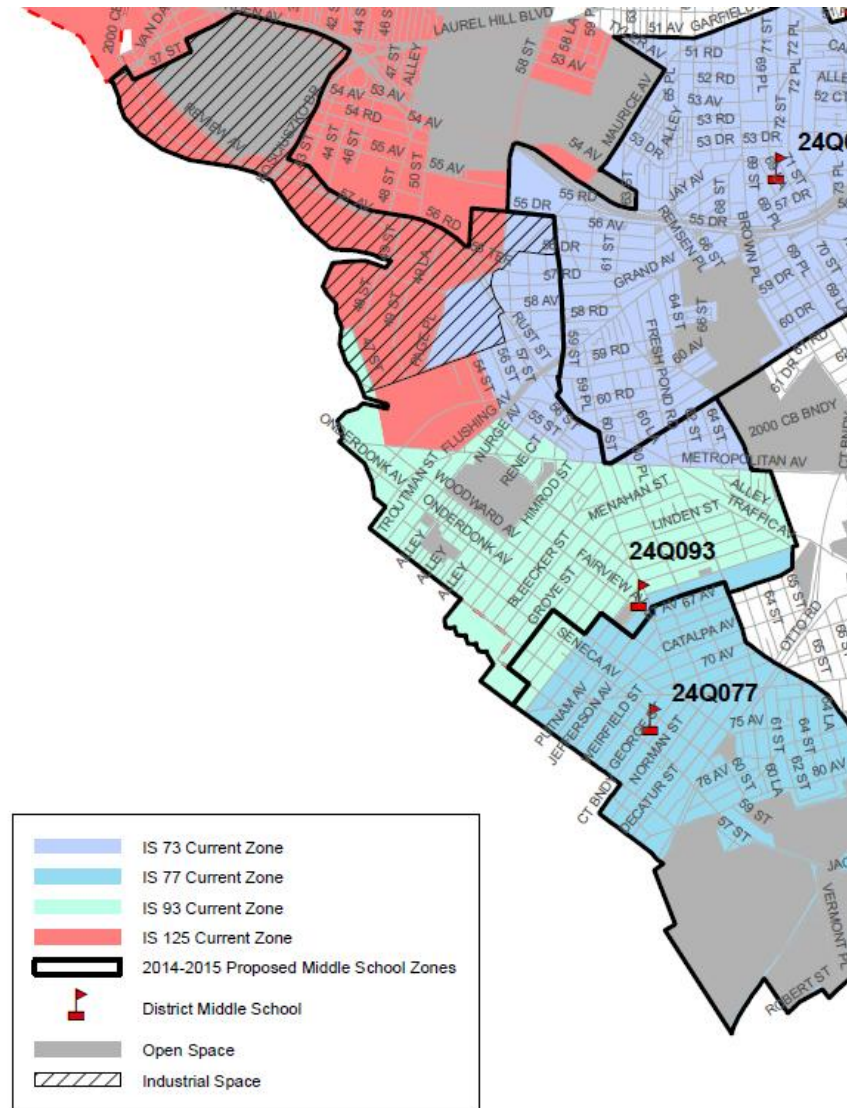


Department of  
Education

Dennis M. Walcott, Chancellor

(1) All zone lines run down the center of the street unless otherwise specified.

*Dennis M. Walcott, Chancellor*



# Contact Information for Comments

Community  
Superintendent

Phone: (718) 592-3357  
Email: [MChan2@schools.nyc.gov](mailto:MChan2@schools.nyc.gov)  
Subject: D24 MS Zoning

CEC  
Community  
Education Council

Email: [CEC24@schools.nyc.gov](mailto:CEC24@schools.nyc.gov)  
Subject: D24 MS Zoning

OPM  
Office of Portfolio  
Management

Email: [Queenszoning@schools.nyc.gov](mailto:Queenszoning@schools.nyc.gov)  
Subject: D24 MS Rezoning



Department of  
Education

Dennis M. Walcott, Chancellor

# Appendix A – Admissions Process<sup>1</sup>

Students will be enrolled in New York City middle schools by the following priority:

- a. Students with a zoned middle school have a priority to attend that school if they rank it on their middle school application. During the middle school admissions process, available seats (determined by OSE) at zoned schools will be available for non-zoned students who apply once all of the zoned students have been accommodated in the application process. Zoned students who do not apply to their zoned school will be accommodated before non-zoned students on appeal as space is available.
- b. Fifth-grade students attending a K-8 school maintain a priority for the 6th grade middle school admissions process if they rank the continuing K-8 school on their middle school choice application. During the middle school admissions process, available seats (determined by OSE) at K-8 schools will be available for non-continuing students who apply once all of the continuing students have been accommodated in the application process. Continuing students will be accommodated before non-continuing students on appeal as space is available.
- c. When students receive a non-zoned or non-continuing school placement as a part of the middle school choice process, the students no longer have any entitlement to return to their zoned or K-8 school for the duration of middle school. Any requests for the zoned or K-8 school must be expressed through the PER or transfer process.

(1) Please refer to Chancellor's Regulation A-101 for further information.

# Appendix B – Planned Section Counts

## GE/ICT

School Name	Grade 6	Grade 7	Grade 8	Self-Contained
I.S. 73 - The Frank Sansivieri Intermediate School	13	19	19	6
I.S. 93 Ridgewood	16	16	16	5
I.S. 77	14-15	14-15	14-15	6

- (1) Pre-Kindergarten is a program that can be offered both half-day and full-day. Planned section counts represent the full-day equivalency.

# Appendix C – Planned Average Class Sizes

GE/ICT

School Name	Grade 6	Grade 7	Grade 8	Self-Contained
I.S. 73 - The Frank Sansivieri Intermediate School	29	29	30	12
I.S. 93 Ridgewood	26	26	26	12
I.S. 77	28	28	28	12





# Appendix D – Zone Retention and Enrollment Rates

School Name	Zone Retention Rate for Sixth Grade <sup>1</sup>		Zone Enrollment Rate for Sixth Grade <sup>1</sup>	
	Current <sup>2</sup>	Planned	Current	Planned <sup>3</sup>
I.S. 73 - The Frank Sansivieri Intermediate School	32%	40%-45%	58%	75%-80%
I.S. 93 Ridgewood <sup>3</sup>	73%	70%-75%	96%	85%-90%
I.S. 77 <sup>3</sup>	76%	70%-75%	94%	85%-90%

- (1) Due to nearby K-6 schools, planned zone retention and zone enrollment rates are based on both 6<sup>th</sup> and 7<sup>th</sup> grade.
- (2) The current rates (both zone retention and zone enrollment) are based on the 2012-2013 Audited Register as of October 26, 2012.
- (3) Planned enrollment rates are based on the assumed reduction in out-of-zoned enrollment.
- (4) The current zone retention for the 77/93 shared zone is 74%



# Appendix E – Demographic Changes

School Name	Zone Percent Minority <sup>1</sup>	
	Current	Planned
I.S. 73 - The Frank Sansivieri Intermediate School	78%	79%
I.S. 93 Ridgewood	82%	78%
I.S. 77	82%	85%



Department of  
Education

Dennis M. Walcott, Chancellor

- (1) Zone Percent Minority figures are based on the ethnicity of zoned 6<sup>th</sup> grade students as of the 2012 Audited Register. Students identified as “White – not of Hispanic origin” are not counted as minority.
- (2) Percent minority of the 93/77 shared skip zone is 97%