



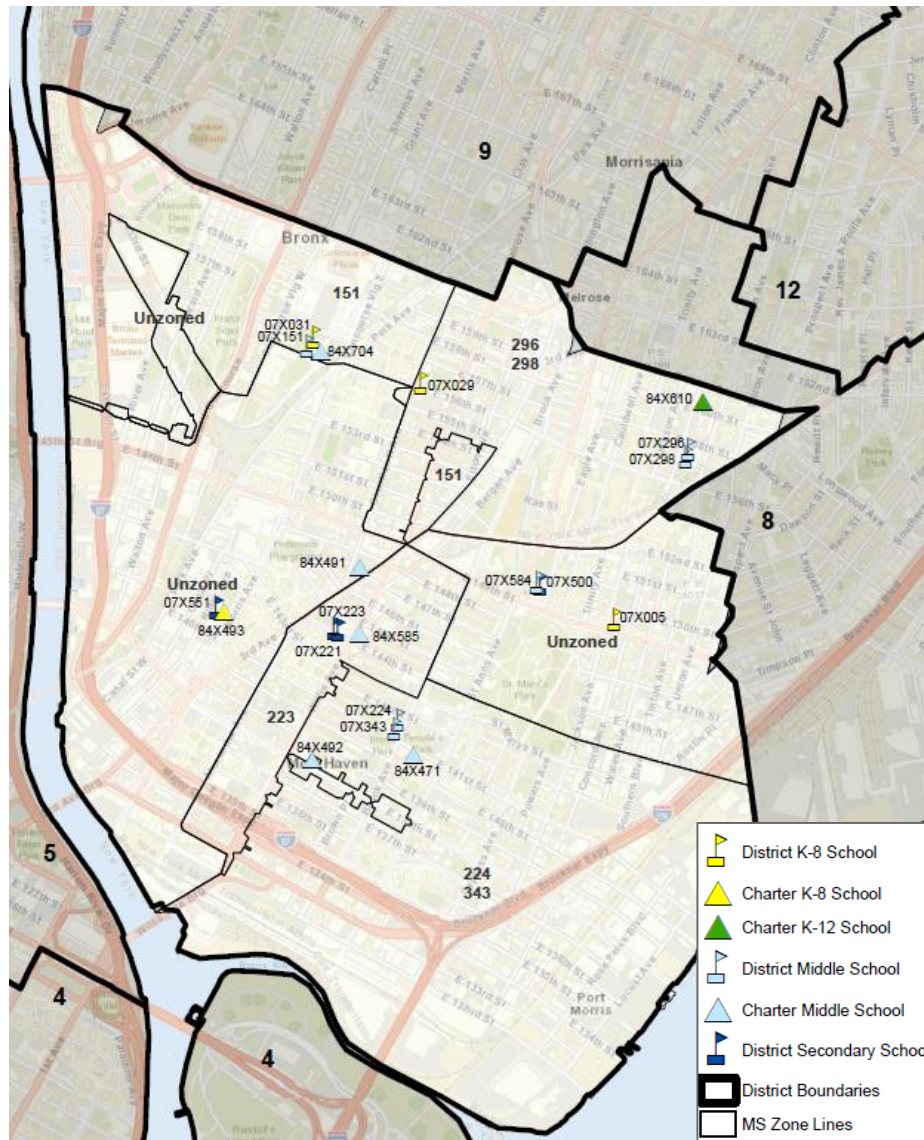
Presentation to CEC 7 for the Unzoning of District 7 Middle Schools

Office of District Planning
March 5, 2019

Agenda

- Current District 7 Middle School Zones and Admissions
- Reasons for Unzoning
- Effects of Middle School Unzoning
- Timeline
- Questions and Contact Information

District 7 Middle School Zones

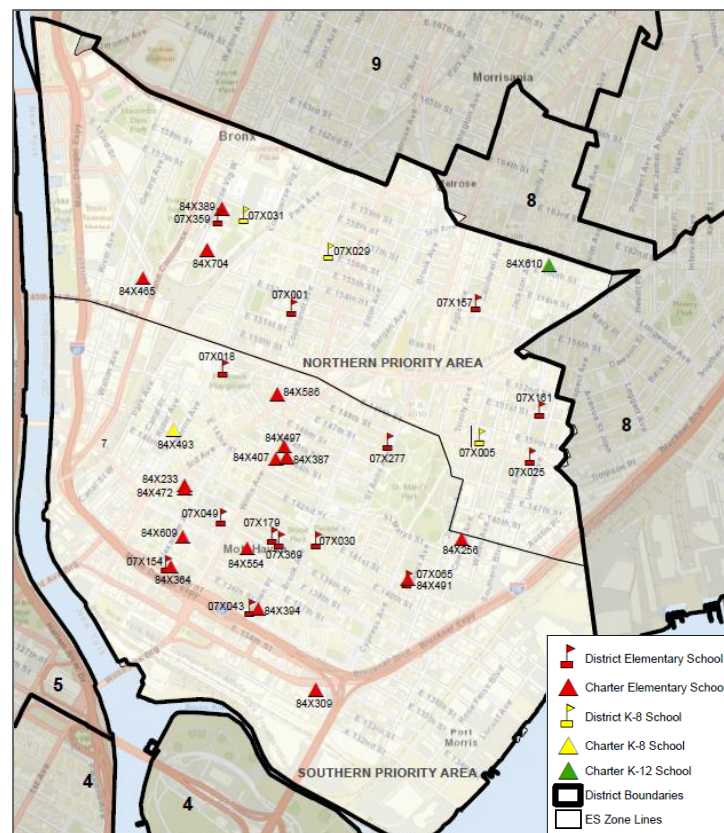


Current Middle School Zoning and Admissions

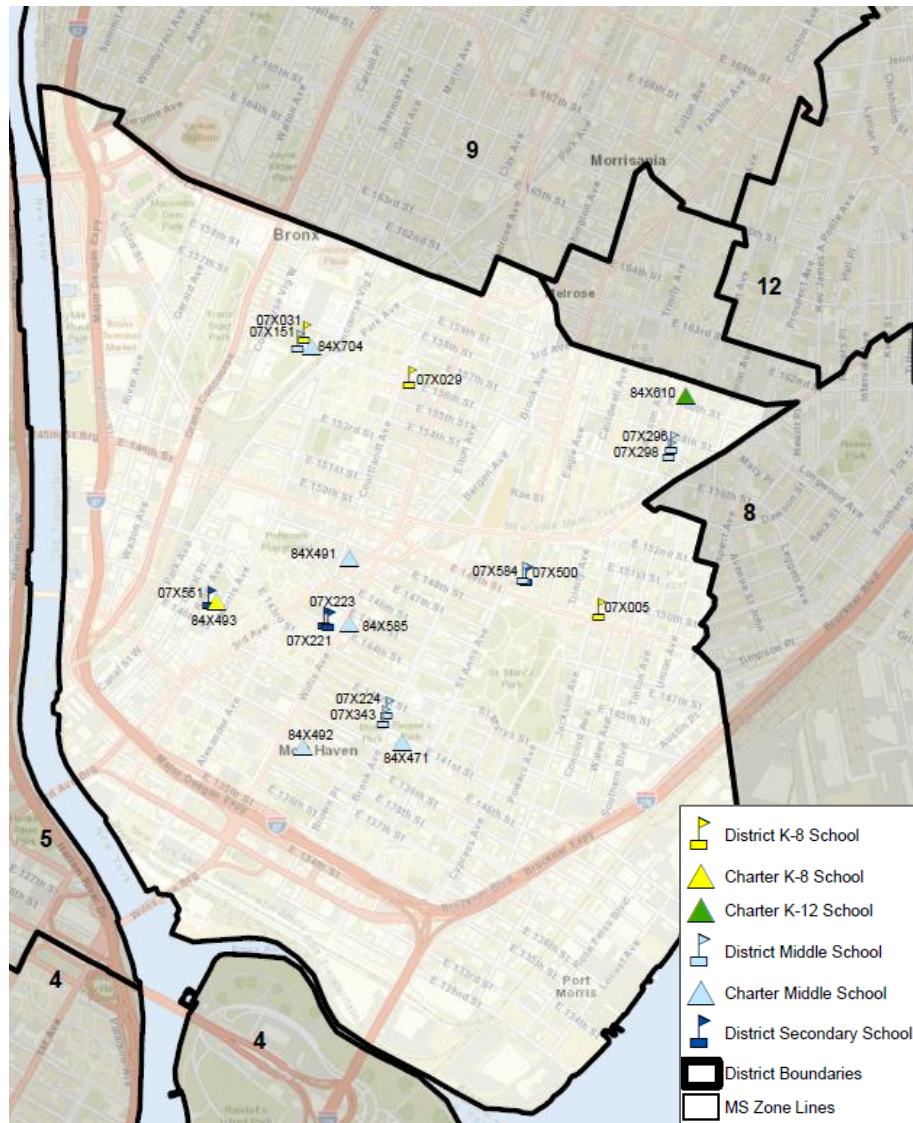
- District 7 currently has both zoned and non-zoned areas for middle school.
 - District 7 is un-zoned at the elementary school level.
- While there are several middle schools with zones in District 7, the zones are not used during the middle school admissions process.
- Zones are only referenced for students who enroll in middle school after the conclusion of the admissions process, and for the purposes of capping.
- At the time that District 7 moved to an admissions process without zone priorities, the zone lines were left in place. Removing the zone lines would formalize the process that has been in place for several years.

Reasons to Remove Middle Schools Zones

- District 7 elementary schools have been un-zoned since 2013.
- The existence of zones that are not used in the middle school admissions process creates inconsistency and confusion for families.
- Un-zoning would remove the historic middle school zones and promote consistency between the zoning and the middle school admissions process.
- Removing zone lines can assist the district in promoting equity and access across schools for all students.



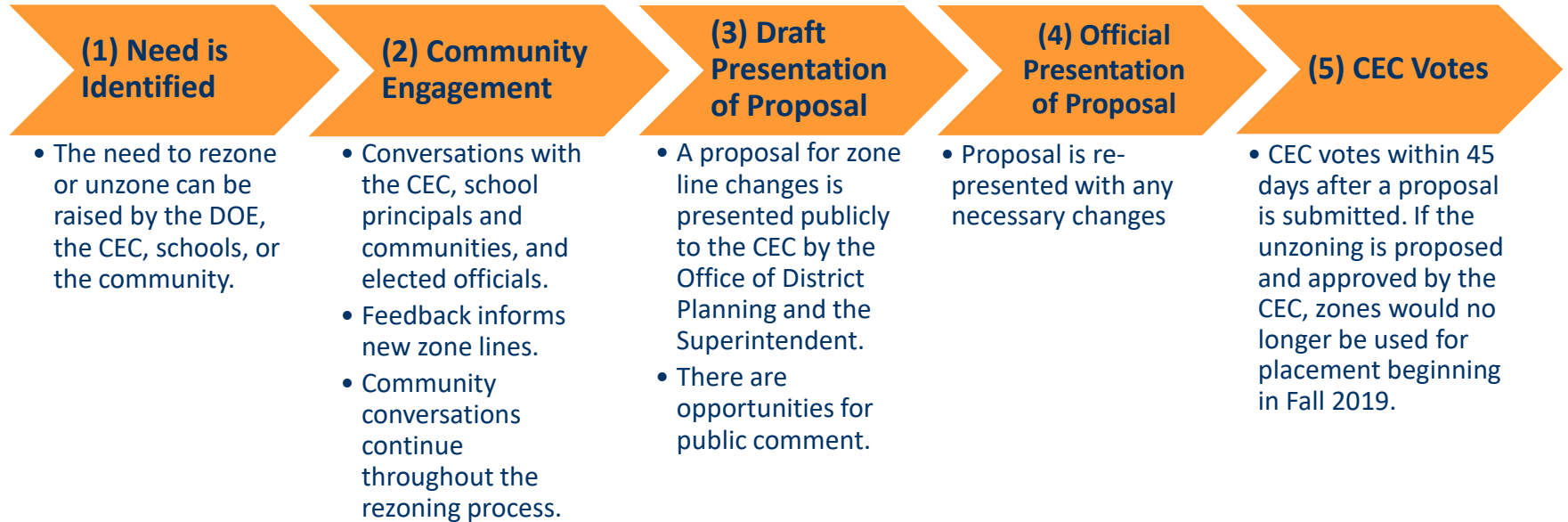
District 7 – After Implementation of Proposed Unzoning



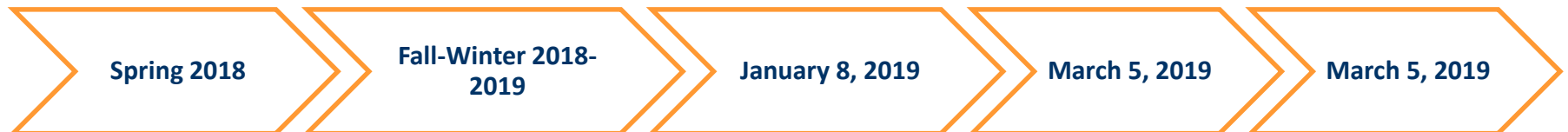
Effects of Middle School Unzoning

- Complements the elementary school admissions process.
- Promotes consistency with the middle school admissions process.
- All students and residents of District 7 would be treated consistently in admissions regardless of their area of residence.
- Since zones are not used in the middle school admissions process, unzoning would only impact students new to the district.
- Removing zone lines would align the formal status of District 7 with the priorities listed in the middle school directory and used in the middle school admissions process.

Rezoning Process and Timeline



Timeline for 2019 Implementation



Questions and Discussion

Office of District Planning Contact Information

**Max Applebaum,
Director of
Planning**

mapplebaum2@schools.nyc.gov

**Jonathan Brooks,
Associate Director
of Planning**

jbrooks9@schools.nyc.gov

**Office of District
Planning**

BronxZoning@schools.nyc.gov

Appendix

Enrollment, Utilization, and Demographics

Current School Year (2018-2019)

School	Has Zone in 2018-2019	Grade Span	Org Capacity ¹	2018-2019 Enrollment ²	Org Utilization ³	Percent Non-White ⁴
Middle Schools						
J.H.S. 151 Lou Gehrig (07X151)	Yes	6-8	393	230	59%	98%
P.S./I.S. 224 (07X224)	Yes	6-8	422	328	78%	99%
South Bronx Academy for Applied Media (07X296)	Yes	6-8	482	231	48%	99%
Academy of Public Relations (07X298)	Yes	6-8	349	266	76%	98%
Academy of Applied Mathematics and Technology (07X343)	Yes	6-8	475	307	65%	99%
I.S. 584 (07X584)		6-8	373	247	66%	100%
K-8 Schools						
P.S. 5 Port Morris (07X005)		PK-8	698	729	104%	97%
P.S./M.S. 029 Melrose School (07X029)		PK-8	859	795	93%	99%
P.S./M.S. 031 The William Lloyd Garrison (07X031)		PK-8	817	716	88%	97%
Secondary Schools						
South Bronx Preparatory: A College Board School (07X221)		6-12	759	657	87%	98%
The Laboratory School of Finance and Technology: X223 (07X223)	Yes	6-12	656	662	101%	99%
Hostos-Lincoln Academy of Science (07X500)		6-12	528	547	104%	99%
The Urban Assembly Bronx Academy of Letters (07X551)		6-12	776	587	76%	97%

¹ 2017-2018 Blue Book

² 2018 Audited Register

³ Utilization is calculated from 2018 Audited Register for enrollment and 2017-2018 Blue Book for capacity.

⁴ Calculated from the 2017-2018 Demographic Snapshot

Enrollment, Utilization, and Demographics

Year of Implementation (2019-2020)

School	Has Zone in 2018-2019	Grade Span	Org Capacity	Projected Enrollment	Projected Org Utilization	Projected Percent Non-White
Middle Schools						
J.H.S. 151 Lou Gehrig (07X151)	Yes	6-8	393	215 - 245	57% - 60%	96% - 100%
P.S./I.S. 224 (07X224)	Yes	6-8	422	315 - 345	77% - 79%	97% - 101%
South Bronx Academy for Applied Media (07X296)	Yes	6-8	482	215 - 245	47% - 49%	97% - 101%
Academy of Public Relations (07X298)	Yes	6-8	349	250 - 280	74% - 77%	96% - 100%
Academy of Applied Mathematics and Technology (07X343)	Yes	6-8	475	290 - 320	63% - 65%	97% - 101%
I.S. 584 (07X584)		6-8	373	230 - 260	64% - 67%	98% - 102%
K-8 Schools						
P.S. 5 Port Morris (07X005)		PK-8	698	680 - 780	104% - 105%	95% - 99%
P.S./M.S. 029 Melrose School (07X029)		PK-8	859	745 - 845	92% - 93%	97% - 101%
P.S./M.S. 031 The William Lloyd Garrison (07X031)		PK-8	817	665 - 765	87% - 88%	95% - 99%
Secondary Schools						
South Bronx Preparatory: A College Board School (07X221)		6-12	759	620 - 690	86% - 87%	96% - 100%
The Laboratory School of Finance and Technology: X223 (07X223)	Yes	6-12	656	625 - 695	100% - 101%	97% - 101%
Hostos-Lincoln Academy of Science (07X500)		6-12	528	510 - 580	102% - 104%	97% - 101%
The Urban Assembly Bronx Academy of Letters (07X551)		6-12	776	550 - 620	75% - 76%	95% - 99%